



Big PACi NX high static pressure hide-away 20,0-25,0kW

1. The compact outdoor unit with one fan will fit in limited installation space

- Compact outdoor unit with single fan, height only 996mm
- Highly efficient with compact body

2. Easy and flexible pipework and installation

- High external static pressure, maximum 200Pa¹⁾ setting
- Split-able hide-away indoor design for easy & flexible piping work
- Long piping allowance maximum 100m
- Extended operation range up to 52°C in cooling, down to -20°C in heating

3. Comfort operation with nanoe™ X

- Better indoor air quality with nanoe™ X (Generator Mark 3: 48 trillion hydroxyl radicals/sec) as standard for better indoor air quality
- Smartphone control-ready with Panasonic Comfort Cloud App²⁾

1) For models S-250PE4E. 2) Panasonic Wi-Fi Adaptor CZ-CAPWFC1 is required.



PACi



PACi NX Series

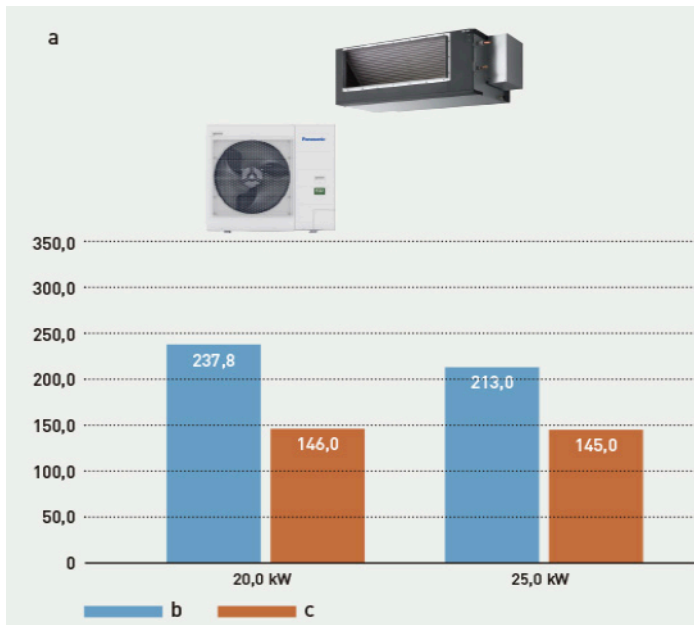
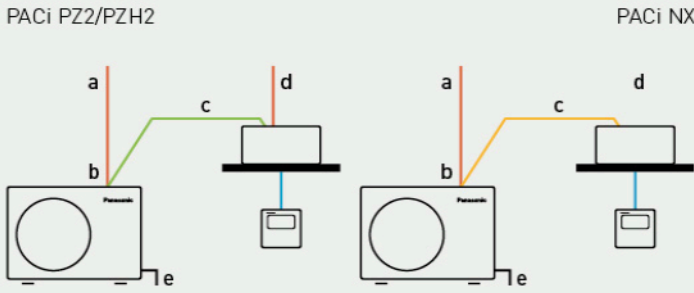


PACi NX Series for absolute ease of refurbishment. The next generation is here

NX Series with R32 refrigerant has been developed to meet the demand of easy refurbishment with 3 wire method. It makes it simple and easy to replace old systems with 3 wire connections, which is prevalent in many systems.

PACi PZ2/PZH2: 2 wire method. - PACi NX Series: 3 wire method.

a. Power supply - b: Outdoor unit power wiring - c: Signal wiring (2 wire shielded) - d: Power supply - e: Earth - f: Power + Signal Wiring (3 wire + earth)



Big PACi NX Series, compact yet mighty

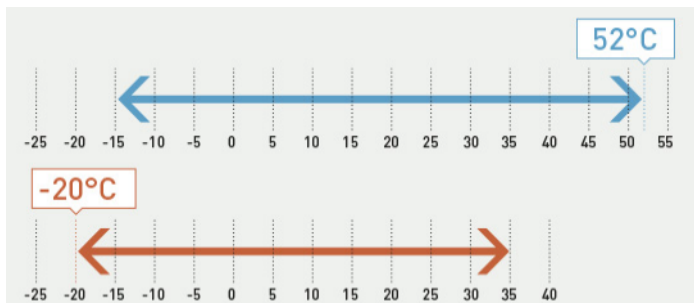
This series, with a capacity range of 20,0 - 25,0kW, delivers highly efficient performance through its compact units.

- Seasonal cooling efficiency: $\eta_{s,c}$ 237,8%* (Equivalent SEER 6,02)
- Seasonal heating efficiency: $\eta_{s,h}$ 146,0%* (Equivalent SCOP 3,73)
- High capacity even at low ambient conditions

* For model 25,0kW.

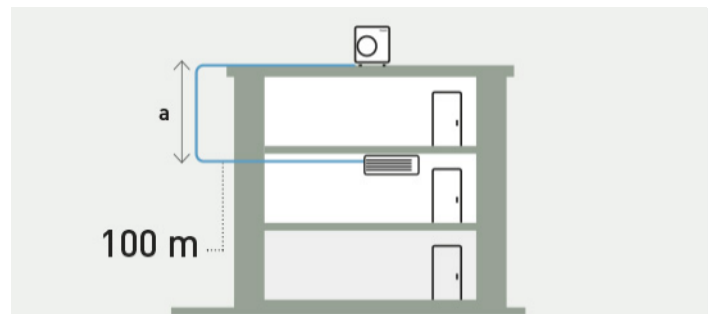
a: PZH4 Series seasonal performance - b: $\eta_{s,c}$ - c: $\eta_{s,h}$

* Performance tested with a high static pressure hideaway.



PACi NX Elite – Extended operation range up to 52°C in cooling and down to -20°C in heating

Upgraded PACi NX Elite Series are capable of working even in the challenging ambient conditions. Wide operation range, -15°C to 52°C in cooling and -20°C to 35°C in heating.



PACi NX Elite – Long piping allowance maximum 100m

Increased piping length gives great design flexibility to adapt various building types and sizes.

Piping length: 100m

a: Maximum height difference between outdoor unit and indoor unit: 30m. (For both instances where the outdoor unit is positioned either higher or lower than the indoor unit).

PACi NX Series




Maximum 200Pa* static pressure setting

A high static pressure enables the use of long ducts for installation in a wide range of spaces.

3-step static pressure set up.

Selectable of static pressure modes can change 200Pa / 130Pa / 75Pa for extra installation flexibility.

* For models S-250PE4E. ** Factory Setting.



Easy installation with light components

Indoor unit can easily be split into 3 components, the heaviest of which weighs only 48kg.

Dimensions of each component (lightweight design for easy disassembly):
a: Heat Exchanger - b: Fan - c: Fan Casing

* The weight is for S-250PE4E model.

1

2

3


Bringing nature's balance indoors

nanoe™ X, technology with the benefits of hydroxyl radicals

Abundant in nature, hydroxyl radicals have the capacity to inhibit pollutants. nanoe™ X, technology can bring these incredible benefits indoors so that hard surfaces, soft furnishings, and the indoor environment can be a cleaner and pleasant place to be.

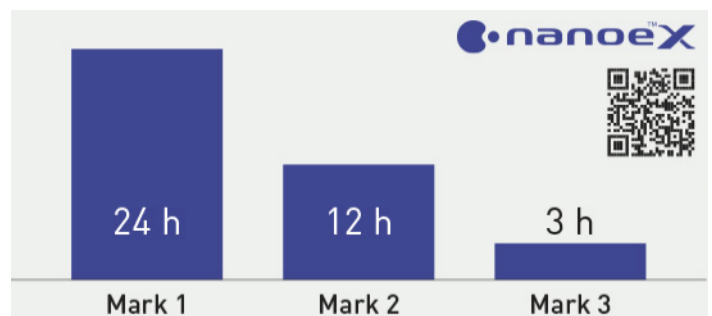
7 effects of nanoe™ X – Panasonic unique technology

1. **Capacity to inhibit 5 types of pollutants:** Bacteria and viruses - Mould - Allergens - Pollen - Hazardous substances
2. **Deodorises:** Odours
3. **Moisturises:** Skin and hair



nanoe™ X: improving protection 24/7

Acts to clean your air, so that the indoor environment can be a cleaner and more pleasant place to be all day long. nanoe™ X works together with heating or cooling function when you are at home and can work independently when you are away. Give the air conditioning the strength to increase the protection at home with nanoe™ X technology and convenient control via the Panasonic Comfort Cloud App.



Comparison of time required to inhibit 99% of cedar pollen

The result of nanoe X Generator Mark 3. Inhibits pollen in 1/4 the time of nanoe X Generator Mark 2*.


* Effect after 3 hours in a test space of approx. 24m³. The figures are not the results of testing in an actual operating space.

Big PACi NX high static pressure hide-away 20,0-25,0 kW

Big PACi NX high static pressure hide-away 20,0-25,0kW · R32

		THREE PHASE	
		20.0 kW	25.0 kW
Kit		KIT-200PE4ZH8	KIT-250PE4ZH8
Remote controller		CZ-RTC5B	CZ-RTC5B
Cooling capacity (Nominal)	kW	19,0	22,0
Cooling capacity (Min)	kW	5,7	6,1
Cooling capacity (Max)	kW	20,0	25,6
EER (Nominal) (1)	W/W	3,20	2,74
EER (Min) (1)	W/W	2,78	2,49
EER (Max) (1)	W/W	4,60	4,88
SEER/ηsc (2)	%	237,8%	213,0%
Pdesign (cooling)	kW	19,0	22,0
Input power cooling (Nominal)	kW	5,93	8,04
Input power cooling (Min)	kW	1,24	1,25
Input power cooling (Max)	kW	7,20	10,30
Heating capacity (Nominal)	kW	22,4	24,0
Heating capacity (Min)	kW	5,0	5,5
Heating capacity (Max)	kW	24,5	27,6
COP (Nominal) (1)	W/W	3,55	3,55
COP (Min) (1)	W/W	3,27	3,07
COP (Max) (1)	W/W	4,76	4,78
SCOP/ηsc (2)	%	146,0%	145,0%
Pdesign at -10°C	kW	16,0	17,2
Input power heating (Nominal)	kW	6,31	6,76
Input power heating (Min)	kW	1,05	1,15
Input power heating (Max)	kW	7,50	9,00
Indoor unit		S-200PE4E	S-250PE4E
External static pressure at shipment (adjustable)	Pa	75 (3) (120 / 180)	75 (3) (130 / 200)
Air flow (Hi)	m³/min	72	84
Air flow (Med)	m³/min	63	72
Air flow (Lo)	m³/min	53	59
Indoor sound pressure (Med) (4)	dB(A)	44	45
Indoor sound pressure (Lo) (4)	dB(A)	41	42
Indoor dimension (Height)	mm	486	486
Indoor dimension (Width)	mm	1456	1456
Indoor dimension (Depth)	mm	916	916
Indoor net weight	kg	83	87
Outdoor unit		U-200PZH4E8	U-250PZH4E8
Power supply (Voltage)	V	380 - 400 - 415	380 - 400 - 415
Power supply (Phase)		3	3
Power supply (Frequency)	Hz	50	50
Outdoor recommended fuse	A	30	30
Outdoor air flow (Cool)	m³/min	116	116
Outdoor air flow (Heat)	m³/min	136	148
Outdoor sound pressure (Cool -Hi)	dB(A)	57	57
Outdoor sound pressure (Heat -Hi)	dB(A)	61	63
Outdoor sound power (Cool -Hi)	dB(A)	76	76
Outdoor sound power (Heat -Hi)	dB(A)	80	82
Outdoor dimension (Height) (5)	mm	996	996
Outdoor dimension (Width) (5)	mm	1 140	1 140
Outdoor dimension (Depth) (5)	mm	460	460
Outdoor net weight	kg	109	109
Pipe diameter (Liquid)	Inch (mm)	1/2 (12,7)	1/2 (12,7)
Pipe diameter (Gas)	Inch (mm)	7/8 (22,22)	7/8 (22,22)
Pipe length range	m	5 ~ 100	5 ~ 100
Elevation difference (in/out)	m	30	30
Pipe length for additional gas	m	30	30
Additional gas amount	g/m	80	80
Refrigerant (R32) / CO2 Eq.	kg / T	4,8 / 3,24	4,8 / 3,24
Operating range (Cool - Min)	°C	-15	-15
Operating range (Cool - Max)	°C	+52	+52
Operating range (Heat - Min)	°C	-20	-20
Operating range (Heat - Max)	°C	+35	+35

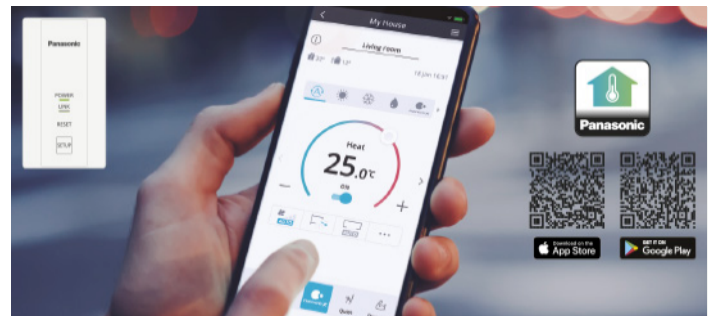
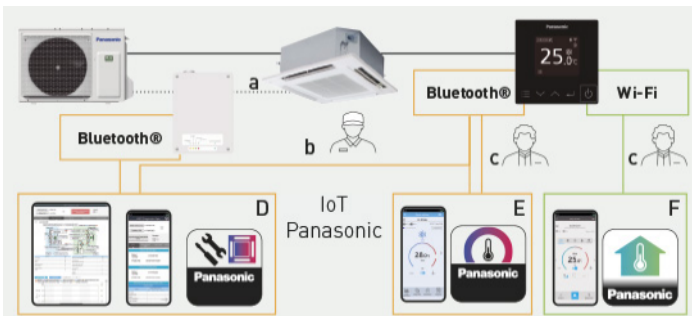
Smart & intuitive controls for PACi NX Series



CONEX provides comfort and control for varying user needs

CONEX with IoT integration. Not only detailed operation and maintenance settings are possible with the smartphone or tablet, but also service and diagnostic functions.

1. **Intuitive control** with stylish design
2. **Control comfort** with your smartphone
3. **Easy maintenance** with service support app



CONEX with IoT integration

The wired remote controller series is fully integrated with IoT solutions developed by Panasonic. Detailed operation, maintenance setting and service operation are all possible with smartphone or tablet.


a: Service checker interface - b: Panasonic service and installer - c: End user - D: Panasonic H&C Diagnosis App - E: Panasonic H&C Control App F: Panasonic Comfort Cloud App

Commercial Wi-Fi Adaptor for Panasonic Comfort Cloud App

- For end user · Connection via Wi-Fi
- Commercial Wi-Fi Adaptor (CZ-CAPWFC1) required

Features: · Remote control and monitoring 24/7/365 · Scheduling · Error alerts · From 1 to 200 units · Voice control compatible · Multi user · Easy scheduling · Energy monitor · Error codes

* CZ-RTC6WBLW or CZ-RTC6BLW required.




Panasonic H&C Diagnosis App

- Tool for diagnosis and troubleshooting
- For service and installer · Connection via Bluetooth®

Features: · AC control (system view, refrigerant circuit view) · Real-time data (indoor/outdoor unit) · Refrigerant cycle diagram and graph · Data recording · History data · Error code tables

* A service checker interface is required when this app is used from outdoor location. Wired remote controller (CZ-RTC6WBL, CZ-RTC6BL, CZ-RTC6WBLW or CZ-RTC6BLW) is required when this app is used from indoor location. Compatible with PZ3 and PZH3 outdoor units.



Panasonic H&C Control App

- For end user, service and installer · Connection via Bluetooth®

Detailed operation setting features: · Basic settings · Weekly timer · All energy saving functions · Key lock · Ventilation fan control etc

Detailed maintenance setting features: · Alarm display and history · Filter sign · Test run · Sensor value monitor etc

* CZ-RTC6WBL, CZ-RTC6BL, CZ-RTC6WBLW or CZ-RTC6BLW required.

Accessories



Smart multi-site control solution

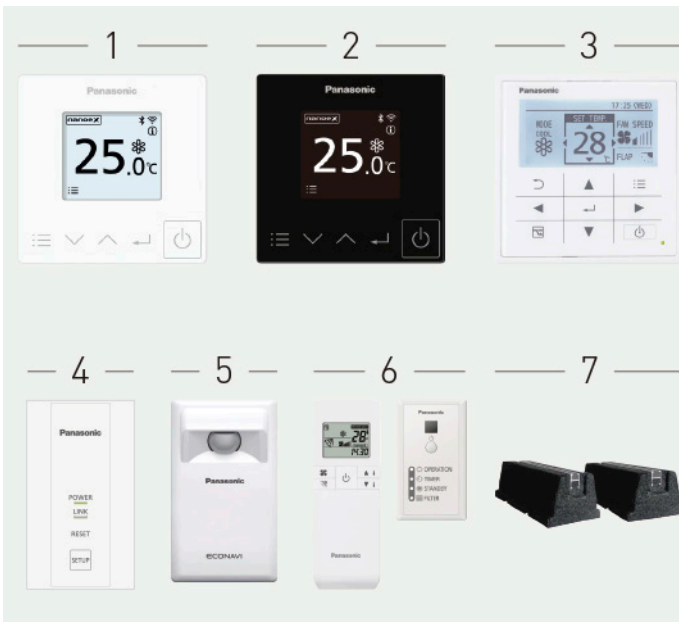
Panasonic AC Smart and Service Cloud is the modern and scalable energy management system for your heating and cooling solutions. One screen with endless possibilities.

AC Smart Cloud for owner and facility manager.

- Multi-site monitoring · Schedule setting · Powerful statistics for energy savings · Maintenance notification

AC Service Cloud for service and installer.

- All sites at a glance with alarm status · Self diagnosis function · Maintenance planning · Service checker parameters available for the analysis



Accessories

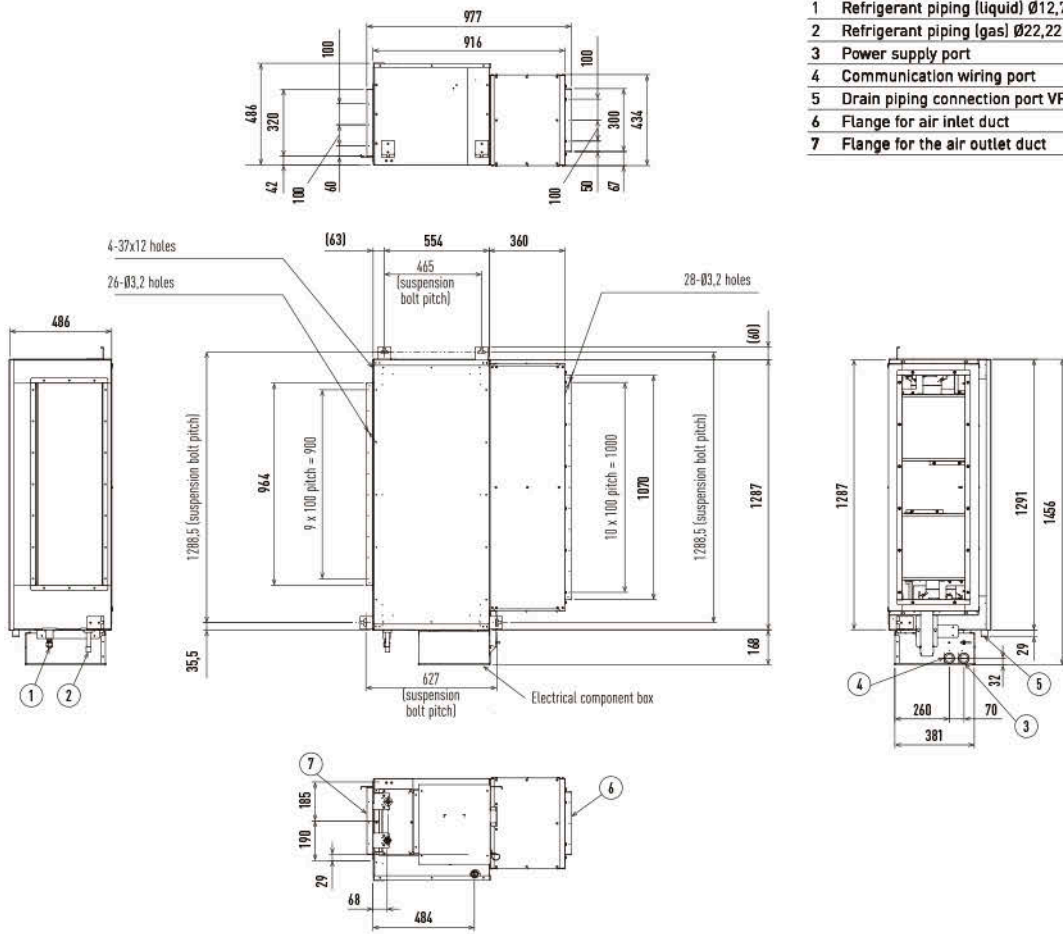
1. CZ-RTC6W	CONEX wired remote controller (non-wireless), white
1. CZ-RTC6WBL	CONEX wired remote controller with Bluetooth®, white
1. CZ-RTC6WBLW	CONEX wired remote controller with Wi-Fi and Bluetooth®, white
2. CZ-RTC6	CONEX wired remote controller (non-wireless), black
2. CZ-RTC6BL	CONEX wired remote controller with Bluetooth®, black
2. CZ-RTC6BLW	CONEX wired remote controller with Wi-Fi and Bluetooth®, black
3. CZ-RTC5B	Wired remote controller with Econavi function and datanavi
4. CZ-CAPWFC1	Commercial Wi-Fi Adaptor
5. CZ-CENSC1	Econavi energy saving sensor
6. CZ-RWS3 + CZ-RWRC3	Infrared remote controller and receiver
7. PAW-GRDBSE20	Outdoor base ground support for noise and vibration absorption
8. PAW-GRDSTD1100	Outdoor ground stand
9. PAW-GRDSTDHTR1100	Outdoor base pan heater



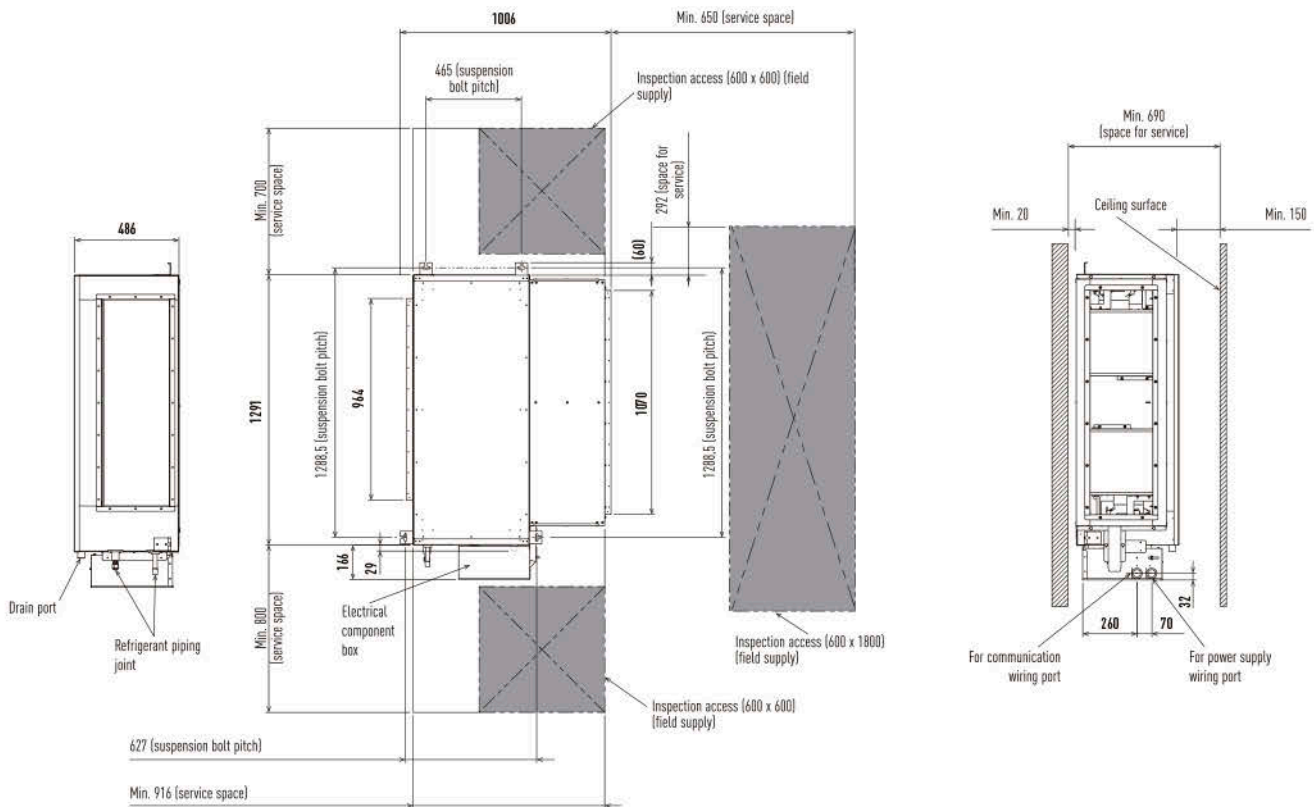
Dimensions

Big PACi NX high static pressure hide-away 20,0-25,0 kW.

- 1 Refrigerant piping (liquid) Ø12,70 (flared)
- 2 Refrigerant piping (gas) Ø22,22 (brazed)
- 3 Power supply port
- 4 Communication wiring port
- 5 Drain piping connection port VP25
- 6 Flange for air inlet duct
- 7 Flange for the air outlet duct




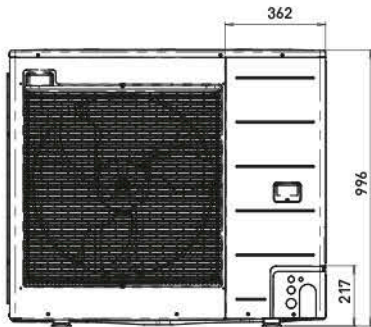
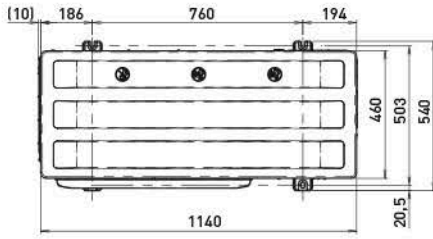
Dimensions of suspension bolt pitch and unit.
Required minimum space for installation and service



Unit: mm

Dimensions

Big PACi NX outdoor units 20,0-25,0 kW.



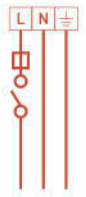

Wiring diagrams

Big PACi NX high static pressure hide-away 20,0-25,0 kW kits 1x1.

Indoor unit



Outdoor unit



Single phase
Power supply
230 V / 50 Hz / 10 A



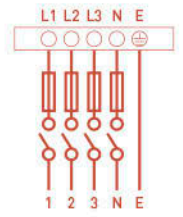
CZ-RTC6W
CONEX wired
remote controller
(non-wireless)



CZ-RWRC3
Wireless receiver

CZ-RWS3
Infrared remote controller

Optional infrared
remote controller



Three phase
Power supply
3 x 400 V / 1 N - 50 Hz

Three phase

Indoor unit	Power supply	Outdoor unit	Power supply	Circuit breaker
S-200PE4E5	220 / 230 / 240 V	U-200PZH4E8	380 / 400 / 415 V	16 A
S-250PE4E5		U-250PZH4E8		20 A