

Wiring diagrams

Domestic

Wall-mounted kits 1x1	→ 717
Floor console kits 1x1	→ 718
Low static pressure hide-away kits 1x1	→ 718
Multi system 2 rooms	→ 719
Multi system 3 rooms	→ 719
Multi system 4 rooms	→ 720
Multi system 5 rooms	→ 720

Commercial

Wall-mounted Professional kits 1x1	→ 721
PACi NX wall-mounted kits 1x1	→ 721
PACi NX 4 way 60x60 cassette kits 1x1	→ 722
PACi NX 4 way 90x90 cassette kits 1x1	→ 722
PACi NX ceiling kits 1x1	→ 723
PACi NX adaptive ducted unit kits 1x1	→ 723
Big PACi NX hide-away kits 1x1	→ 724
PACi NX twin system	→ 724
PACi NX triple system	→ 725
PACi NX double-twin system	→ 725


VRF Systems

Mini ECOi Series	→ 726
ECOi EX and ECO G Series	→ 727
Hybrid GHP/EHP	→ 727

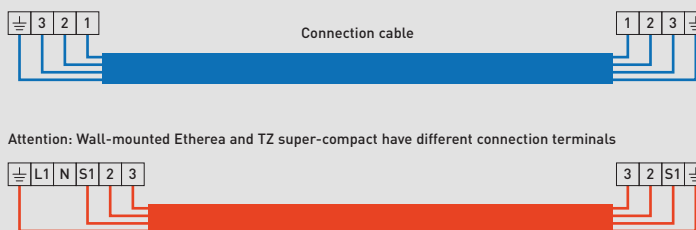
Please note: The wiring requirements indicated here are the minimum requirements in accordance with the installation instructions, please refer to the instructions for further details. Regulations on wire diameters and installation requirements differ from region to region. Please refer to your LOCAL ELECTRICAL CODES before commencing installation.

Wall-mounted kits 1x1.

Indoor unit



Outdoor unit



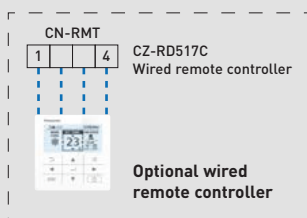
Attention: Wall-mounted Etherea and TZ super-compact have different connection terminals



Single phase
Power supply
230 V / 50 Hz



Infrared remote controller (included in the delivery)



Optional wired remote controller

Power supply to indoor or outdoor depending on model, see table.

Wall-mounted Heatcharge VZ · R32

Indoor unit	Power supply	Recommended fuse	Connection indoor / outdoor	Outdoor unit
CS-VZ9SKE	230 V (indoor)	16 A	4 x 1,5 mm ²	CU-VZ9SKE
CS-VZ12SKE	230 V (indoor)	16 A	4 x 1,5 mm ²	CU-VZ12SKE

Wall-mounted Etherea Graphite grey, Silver and Matt white · R32

Indoor unit	Power supply	Recommended fuse	Power supply cable	Connection indoor / outdoor	Outdoor unit
CS-XZ20ZKEW-H / CS-XZ20ZKEW / CS-Z20ZKEW	230 V (indoor)	16 A	3 x 1,5 mm ²	4 x 1,5 mm ²	CU-Z20ZKE
CS-XZ25ZKEW-H / CS-XZ25ZKEW / CS-Z25ZKEW	230 V (indoor)	16 A	3 x 1,5 mm ²	4 x 1,5 mm ²	CU-Z25ZKE
CS-XZ35ZKEW-H / CS-XZ35ZKEW / CS-Z35ZKEW	230 V (indoor)	16 A	3 x 1,5 mm ²	4 x 1,5 mm ²	CU-Z35ZKE
CS-XZ42ZKEW-H / — / CS-Z42ZKEW	230 V (indoor)	16 A	3 x 1,5 mm ²	4 x 1,5 mm ²	CU-Z42ZKE
— / CS-XZ50ZKEW / CS-Z50ZKEW	230 V (indoor)	16 A	3 x 2,5 mm ²	4 x 2,5 mm ²	CU-Z50ZKE
— / — / CS-Z71ZKEW	230 V (indoor)	20 A	3 x 2,5 mm ²	4 x 2,5 mm ²	CU-Z71ZKE

Wall-mounted TZ super-compact · R32

Indoor unit	Power supply	Recommended fuse	Power supply cable	Connection indoor / outdoor	Outdoor unit
CS-TZ20ZKEW	230 V (indoor)	16 A	3 x 1,5 mm ²	4 x 1,5 mm ²	CU-TZ20ZKE
CS-TZ25ZKEW	230 V (indoor)	16 A	3 x 1,5 mm ²	4 x 1,5 mm ²	CU-TZ25ZKE
CS-TZ35ZKEW	230 V (indoor)	16 A	3 x 1,5 mm ²	4 x 1,5 mm ²	CU-TZ35ZKE
CS-TZ42ZKEW	230 V (indoor)	16 A	3 x 1,5 mm ²	4 x 1,5 mm ²	CU-TZ42ZKE
CS-TZ50ZKEW	230 V (indoor)	16 A	3 x 2,5 mm ²	4 x 2,5 mm ²	CU-TZ50ZKE
CS-TZ60ZKEW	230 V (indoor)	20 A	3 x 2,5 mm ²	4 x 2,5 mm ²	CU-TZ60ZKE
CS-TZ71ZKEW	230 V (indoor)	20 A	3 x 2,5 mm ²	4 x 2,5 mm ²	CU-TZ71ZKE

Wall-mounted BZ super-compact · R32

Indoor unit	Power supply	Recommended fuse	Power supply cable	Connection indoor / outdoor	Outdoor unit
CS-BZ25ZKE	230 V (indoor)	16 A	3 x 1,5 mm ²	4 x 1,5 mm ²	CU-BZ25ZKE
CS-BZ35ZKE	230 V (indoor)	16 A	3 x 1,5 mm ²	4 x 1,5 mm ²	CU-BZ35ZKE
CS-BZ50ZKE	230 V (indoor)	16 A	3 x 2,5 mm ²	4 x 2,5 mm ²	CU-BZ50ZKE
CS-BZ60ZKE	230 V (indoor)	20 A	3 x 2,5 mm ²	4 x 2,5 mm ²	CU-BZ60ZKE

Wall-mounted UZ super-compact · R32

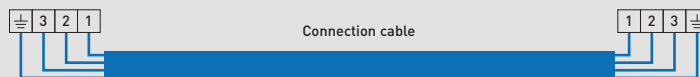
Indoor unit	Power supply	Recommended fuse	Power supply cable	Connection indoor / outdoor	Outdoor unit
CS-UZ25WKE	230 V (indoor)	16 A	3 x 1,5 mm ²	4 x 1,5 mm ²	CU-UZ25WKE
CS-UZ35WKE	230 V (indoor)	16 A	3 x 1,5 mm ²	4 x 1,5 mm ²	CU-UZ35WKE
CS-UZ50WKE	230 V (indoor)	16 A	3 x 2,5 mm ²	4 x 2,5 mm ²	CU-UZ50WKE

Floor console kits 1x1.

Indoor unit



Infrared remote controller (included in the delivery)



Outdoor unit




Single phase Power supply 230 V / 50 Hz

Floor console - R32

Indoor unit	Power supply	Recommended fuse	Power supply cable	Connection indoor / outdoor	Outdoor unit
CS-Z25UFEAW	230 V (outdoor)	16 A	3 x 1,5 mm ²	4 x 1,5 mm ²	CU-Z25UBEA
CS-Z35UFEAW	230 V (outdoor)	16 A	3 x 1,5 mm ²	4 x 1,5 mm ²	CU-Z35UBEA
CS-Z50UFEAW	230 V (outdoor)	16 A	3 x 2,5 mm ²	4 x 2,5 mm ²	CU-Z50UBEA

Low static pressure hide-away kits 1x1.

Indoor unit



CN-DISP



CZ-RD52CP Included wired remote controller



Outdoor unit



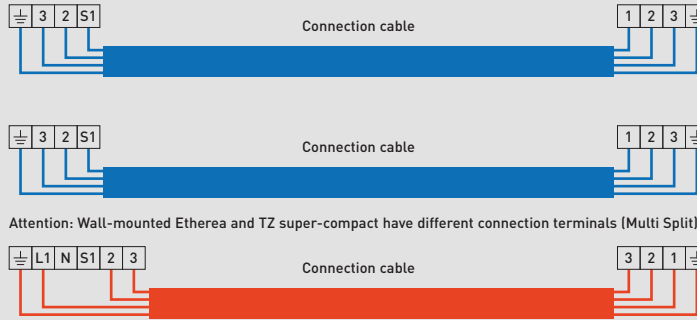
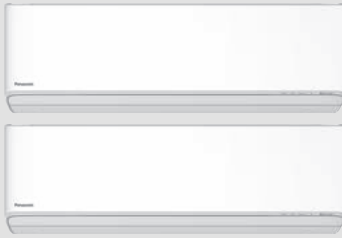
Single phase Power supply 230 V / 50 Hz

Low static pressure hide-away - R32

Indoor unit	Power supply	Recommended fuse	Power supply cable	Connection indoor / outdoor	Outdoor unit
CS-Z25UD3EAW	230 V (outdoor)	16 A	3 x 1,5 mm ²	4 x 1,5 mm ²	CU-Z25UBEA
CS-Z35UD3EAW	230 V (outdoor)	16 A	3 x 1,5 mm ²	4 x 1,5 mm ²	CU-Z35UBEA
CS-Z50UD3EAW	230 V (outdoor)	16 A	3 x 2,5 mm ²	4 x 1,5 mm ²	CU-Z50UBEA
CS-Z60UD3EAW	230 V (outdoor)	16 A	3 x 2,5 mm ²	4 x 1,5 mm ²	CU-Z60UBEA

Multi system 2 rooms.

Indoor unit



Attention: Wall-mounted Etherea and TZ super-compact have different connection terminals (Multi Split)

Outdoor unit



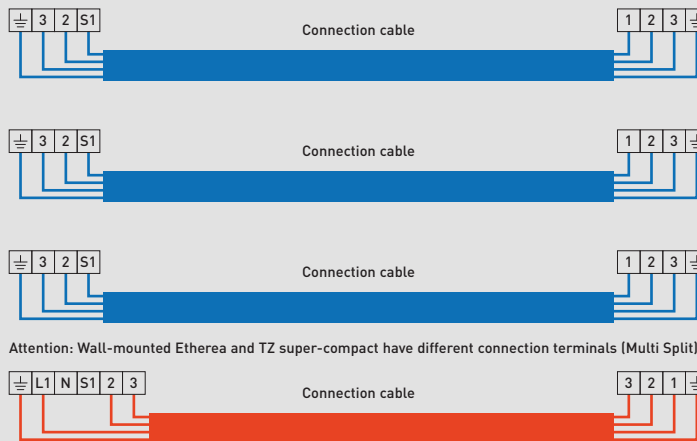
Single phase
Power supply
230 V / 50 Hz / 16 A

Multi system - R32

Outdoor unit	Power supply	Recommended fuse	Power supply cable	Connection indoor / outdoor
CU-2Z35TBE	230 V	16 A	3 x 1,5 mm ²	4 x 1,5 mm ²
CU-2Z41TBE	230 V	16 A	3 x 1,5 mm ²	4 x 1,5 mm ²
CU-2Z50TBE	230 V	16 A	3 x 1,5 mm ²	4 x 1,5 mm ²
CU-2TZ41TBE	230 V	16 A	3 x 1,5 mm ²	4 x 1,5 mm ²
CU-2TZ50TBE	230 V	16 A	3 x 1,5 mm ²	4 x 1,5 mm ²
CU-2Z50ABEC	230 V	16 A	3 x 2,5 mm ²	4 x 1,5 mm ²

Multi system 3 rooms.

Indoor unit



Attention: Wall-mounted Etherea and TZ super-compact have different connection terminals (Multi Split)

Outdoor unit



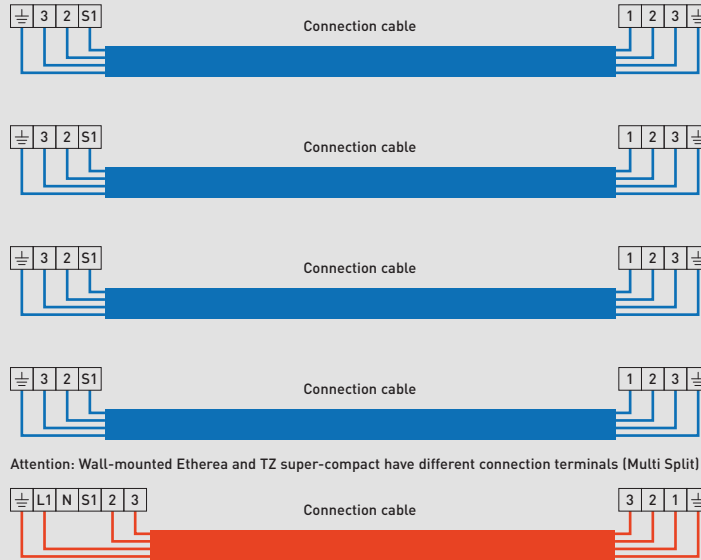
Single phase
Power supply
230 V / 50 Hz / 16 A

Multi system - R32

Outdoor unit	Power supply	Recommended fuse	Power supply cable	Connection indoor / outdoor
CU-3Z52TBE	230 V	16 A	3 x 2,5 mm ²	4 x 1,5 mm ²
CU-3Z68TBE	230 V	16 A	3 x 2,5 mm ²	4 x 1,5 mm ²
CU-3TZ52TBE	230 V	16 A	3 x 2,5 mm ²	4 x 1,5 mm ²
CU-3Z75ABEC	230 V	16 A	3 x 2,5 mm ²	4 x 1,5 mm ²


Multi system 4 rooms.

Indoor unit



Attention: Wall-mounted Etherea and TZ super-compact have different connection terminals (Multi Split)

Outdoor unit



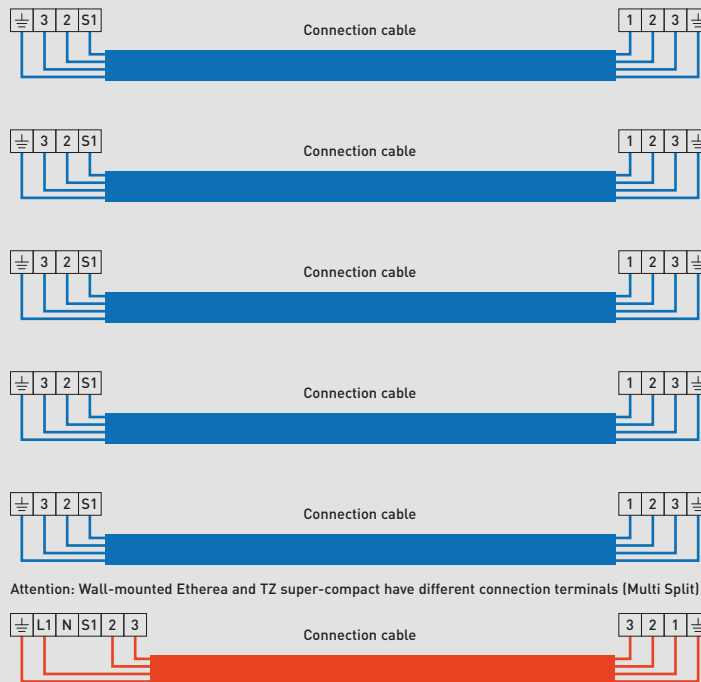
Single phase
Power supply
230 V / 50 Hz / 20 A

Multi system · R32

Outdoor unit	Power supply	Recommended fuse	Power supply cable	Connection indoor / outdoor
CU-4Z68TBE	230 V	20 A	3 x 2,5 mm ²	4 x 1,5 mm ²
CU-4Z80TBE	230 V	20 A	3 x 2,5 mm ²	4 x 1,5 mm ²

Multi system 5 rooms.

Indoor unit



Attention: Wall-mounted Etherea and TZ super-compact have different connection terminals (Multi Split)

Outdoor unit



Single phase
Power supply
230 V / 50 Hz / 25 A

Multi system · R32

Outdoor unit	Power supply	Recommended fuse	Power supply cable	Connection indoor / outdoor
CU-5Z90TBE	230 V	25 A	3 x 4,0 mm ²	4 x 1,5 mm ²

Wall-mounted Professional kits 1x1.


Indoor unit



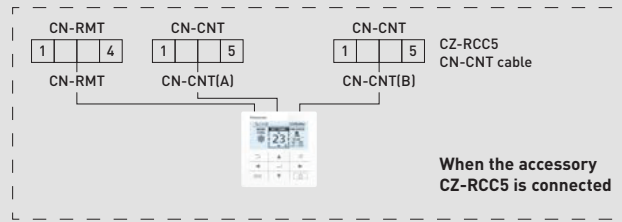
Outdoor unit



Single phase
Power supply
230 V / 50 Hz



Included wired remote controller

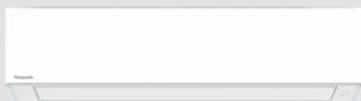


Wall-mounted Professional -25 °C · R32

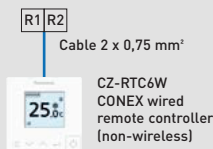
Indoor unit	Power supply	Recommended fuse	Connection indoor / outdoor	Outdoor unit
CS-Z25YKEA-1	230 V (indoor)	16 A	4 x 1,5 mm ²	CU-Z25YKEA-1
CS-Z35YKEA-1	230 V (indoor)	16 A	4 x 1,5 mm ²	CU-Z35YKEA-1
CS-Z42YKEA-1	230 V (indoor)	16 A	4 x 1,5 mm ²	CU-Z42YKEA-1
CS-Z50YKEA-1	230 V (indoor)	16 A	4 x 2,5 mm ²	CU-Z50YKEA-1
CS-Z71YKEA-1	230 V (indoor)	20 A	4 x 2,5 mm ²	CU-Z71YKEA-1

PACi NX wall-mounted kits 1x1.

Indoor unit



Outdoor unit



Cable 2 x 0,75 mm²

CZ-RTC6W
CONEX wired remote controller
(non-wireless)

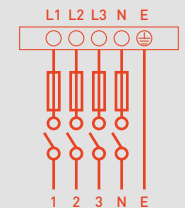


CZ-RWS3
Infrared remote controller

Optional infrared remote controller



Single phase
Power supply
230 V / 50 Hz / *



Three phase
Power supply
3 x 400 V / 1 N - 50 Hz / **

Single phase


Indoor unit	Connection indoor / outdoor	Outdoor unit	Power supply	Circuit breaker*
S-2545PK4E	4 x 1,5 mm ²	U-36PZH3E5	220 / 230 / 240V	20 A
S-5010PK4E	4 x 1,5 mm ²	U-50PZH3E5		20 A
S-5010PK4E	4 x 1,5 mm ²	U-60PZH3E5		25 A
S-5010PK4E	4 x 2,5 mm ²	U-71PZH4E5		25 A
S-5010PK4E	4 x 2,5 mm ²	U-100PZH4E5		35 A
S-2545PK4E	4 x 1,5 mm ²	U-25PZ3E5		16 A
S-2545PK4E	4 x 1,5 mm ²	U-36PZ3E5		16 A
S-5010PK4E	4 x 1,5 mm ²	U-50PZ3E5		16 A
S-5010PK4E	4 x 1,5 mm ²	U-60PZ3E5A		20 A
S-5010PK4E	4 x 1,5 mm ²	U-71PZ3E5A		20 A
S-5010PK4E	4 x 2,5 mm ²	U-100PZ3E5		35 A

Three phase

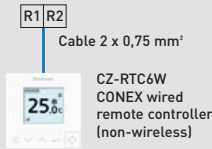
Indoor unit	Connection indoor / outdoor	Outdoor unit	Power supply	Circuit breaker**
S-5010PK4E	4 x 2,5 mm ²	U-71PZH4E8	380 / 400 / 415V	16 A
S-5010PK4E	4 x 2,5 mm ²	U-100PZH4E8		16 A
S-5010PK4E	4 x 2,5 mm ²	U-100PZ3E8		16 A

PACi NX 4 way 60x60 cassette kits 1x1.

Indoor unit



Outdoor unit



Single phase

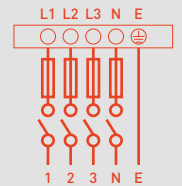
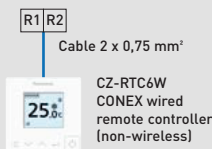
Indoor unit	Connection indoor / outdoor	Outdoor unit	Power supply	Circuit breaker
S-36PY3E	4 x 1,5 mm ²	U-36PZH3E5	220/230/240 V	20 A
S-50PY3E	4 x 1,5 mm ²	U-50PZH3E5		20 A
S-60PY3E	4 x 1,5 mm ²	U-60PZH3E5		20 A
S-25PY3E	4 x 1,5 mm ²	U-25PZ3E5		16 A
S-36PY3E	4 x 1,5 mm ²	U-36PZ3E5		16 A
S-50PY3E	4 x 1,5 mm ²	U-50PZ3E5		16 A
S-60PY3E	4 x 1,5 mm ²	U-60PZ3E5A		20 A

PACi NX 4 way 90x90 cassette kits 1x1.

Indoor unit



Outdoor unit



Single phase

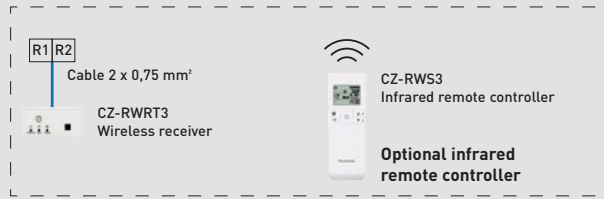

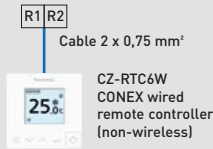
Indoor unit	Connection indoor / outdoor	Outdoor unit	Power supply	Circuit breaker*
S-3650PU3E	4 x 1,5 mm ²	U-36PZH3E5	220/230/240 V	20 A
S-3650PU3E	4 x 1,5 mm ²	U-50PZH3E5		20 A
S-6071PU3E	4 x 1,5 mm ²	U-60PZH3E5		25 A
S-6071PU3E	4 x 2,5 mm ²	U-71PZH4E5		25 A
S-1014PU3E	4 x 2,5 mm ²	U-100PZH4E5		35 A
S-1014PU3E	4 x 2,5 mm ²	U-125PZH4E5		40 A
S-1014PU3E	4 x 2,5 mm ²	U-140PZH4E5		40 A
S-3650PU3E	4 x 1,5 mm ²	U-36PZ3E5		16 A
S-3650PU3E	4 x 1,5 mm ²	U-50PZ3E5		16 A
S-6071PU3E	4 x 1,5 mm ²	U-60PZ3E5A		20 A
S-6071PU3E	4 x 1,5 mm ²	U-71PZ3E5A		20 A
S-6010PU3E	4 x 2,5 mm ²	U-100PZ3E5		35 A
S-1014PU3E	4 x 2,5 mm ²	U-125PZ3E5		40 A
S-1014PU3E	4 x 2,5 mm ²	U-140PZ3E5		40 A

Three phase

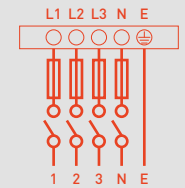
Indoor unit	Connection indoor / outdoor	Outdoor unit	Power supply	Circuit breaker**
S-6071PU3E	4 x 2,5 mm ²	U-71PZH4E8	380/400/415 V	16 A
S-1014PU3E	4 x 2,5 mm ²	U-100PZH4E8		16 A
S-1014PU3E	4 x 2,5 mm ²	U-125PZH4E8		16 A
S-1014PU3E	4 x 2,5 mm ²	U-140PZH4E8		16 A
S-1014PU3E	4 x 2,5 mm ²	U-100PZ3E8		16 A
S-1014PU3E	4 x 2,5 mm ²	U-125PZ3E8		20 A
S-1014PU3E	4 x 2,5 mm ²	U-140PZ3E8		20 A

PACi NX ceiling kits 1x1.

Indoor unit



Outdoor unit



Single phase
Power supply
230 V / 50 Hz / *

Three phase
Power supply
3 x 400 V / 1 N - 50 Hz / **

Single phase

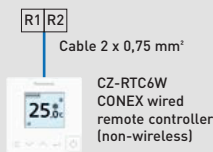
Indoor unit	Connection indoor / outdoor	Outdoor unit	Power supply	Circuit breaker*
S-3650PT3E	4 x 1,5 mm ²	U-36PZH3E5	220 / 230 / 240 V	20 A
S-3650PT3E	4 x 1,5 mm ²	U-50PZH3E5		20 A
S-6071PT3E	4 x 1,5 mm ²	U-60PZH3E5		25 A
S-6071PT3E	4 x 2,5 mm ²	U-71PZH4E5		25 A
S-1014PT3E	4 x 2,5 mm ²	U-100PZH4E5		35 A
S-1014PT3E	4 x 2,5 mm ²	U-125PZH4E5		40 A
S-1014PT3E	4 x 2,5 mm ²	U-140PZH4E5		40 A
S-3650PT3E	4 x 1,5 mm ²	U-36PZ3E5		16 A
S-3650PT3E	4 x 1,5 mm ²	U-50PZ3E5		16 A
S-6071PT3E	4 x 1,5 mm ²	U-60PZ3E5A		20 A
S-6071PT3E	4 x 1,5 mm ²	U-71PZ3E5A		20 A
S-6010PT3E	4 x 2,5 mm ²	U-100PZ3E5		35 A
S-1014PT3E	4 x 2,5 mm ²	U-125PZ3E5		40 A
S-1014PT3E	4 x 2,5 mm ²	U-140PZ3E5		40 A

Three phase

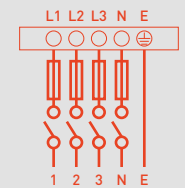
Indoor unit	Connection indoor / outdoor	Outdoor unit	Power supply	Circuit breaker**
S-6071PT3E	4 x 2,5 mm ²	U-71PZH4E8	380 / 400 / 415 V	16 A
S-1014PT3E	4 x 2,5 mm ²	U-100PZH4E8		16 A
S-1014PT3E	4 x 2,5 mm ²	U-125PZH4E8		16 A
S-1014PT3E	4 x 2,5 mm ²	U-140PZH4E8		16 A
S-1014PT3E	4 x 2,5 mm ²	U-100PZ3E8		16 A
S-1014PT3E	4 x 2,5 mm ²	U-125PZ3E8		20 A
S-1014PT3E	4 x 2,5 mm ²	U-140PZ3E8		20 A

PACi NX adaptive ducted unit kits 1x1.

Indoor unit



Outdoor unit



Single phase
Power supply
230 V / 50 Hz / *

Three phase
Power supply
3 x 400 V / 1 N - 50 Hz / **

Single phase

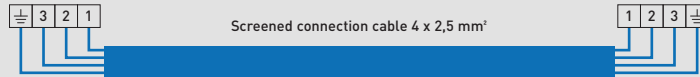
Indoor unit	Connection indoor / outdoor	Outdoor unit	Power supply	Circuit breaker*
S-3650PF3E	4 x 1,5 mm ²	U-36PZH3E5	220 / 230 / 240 V	20 A
S-3650PF3E	4 x 1,5 mm ²	U-50PZH3E5		20 A
S-6071PF3E	4 x 1,5 mm ²	U-60PZH3E5		25 A
S-6071PF3E	4 x 2,5 mm ²	U-71PZH4E5		25 A
S-1014PF3E	4 x 2,5 mm ²	U-100PZH4E5		35 A
S-1014PF3E	4 x 2,5 mm ²	U-125PZH4E5		40 A
S-1014PF3E	4 x 2,5 mm ²	U-140PZH4E5		40 A
S-3650PF3E	4 x 1,5 mm ²	U-36PZ3E5		16 A
S-3650PF3E	4 x 1,5 mm ²	U-50PZ3E5		16 A
S-6071PF3E	4 x 1,5 mm ²	U-60PZ3E5A		20 A
S-6071PF3E	4 x 1,5 mm ²	U-71PZ3E5A		20 A
S-6010PF3E	4 x 2,5 mm ²	U-100PZ3E5		35 A
S-1014PF3E	4 x 2,5 mm ²	U-125PZ3E5		40 A
S-1014PF3E	4 x 2,5 mm ²	U-140PZ3E5		40 A

Three phase

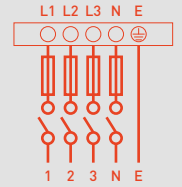
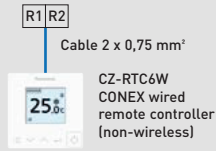
Indoor unit	Connection indoor / outdoor	Outdoor unit	Power supply	Circuit breaker**
S-6071PF3E	4 x 2,5 mm ²	U-71PZH4E8	380 / 400 / 415 V	16 A
S-1014PF3E	4 x 2,5 mm ²	U-100PZH4E8		16 A
S-1014PF3E	4 x 2,5 mm ²	U-125PZH4E8		16 A
S-1014PF3E	4 x 2,5 mm ²	U-140PZH4E8		16 A
S-1014PF3E	4 x 2,5 mm ²	U-100PZ3E8		16 A
S-1014PF3E	4 x 2,5 mm ²	U-125PZ3E8		20 A
S-1014PF3E	4 x 2,5 mm ²	U-140PZ3E8		20 A

Big PACi NX high static pressure hide-away 20,0-25,0 kW kits 1x1.

Indoor unit



Outdoor unit

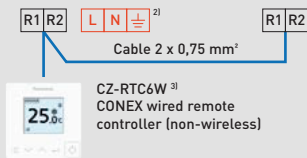
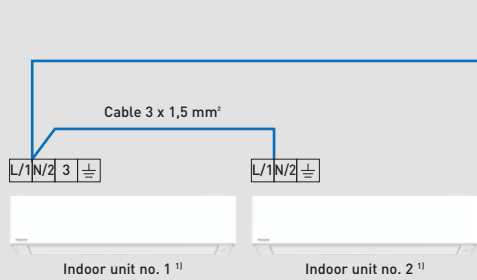


Three phase
Power supply
3 x 400 V / 1 N - 50 Hz

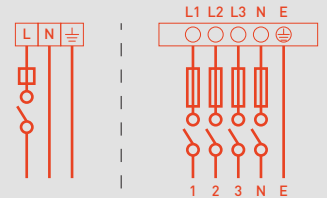
Three phase

Indoor unit	Outdoor unit	Power supply	Circuit breaker
S-200PE4E	U-200PZH4E8	380/400/415 V	20 A
S-250PE4E	U-250PZH4E8		25 A

PACi NX twin system.



Outdoor unit



Single phase
Power supply
230 V / 50 Hz / *

Three phase
Power supply
3 x 400 V / 1 N - 50 Hz / **

Single phase

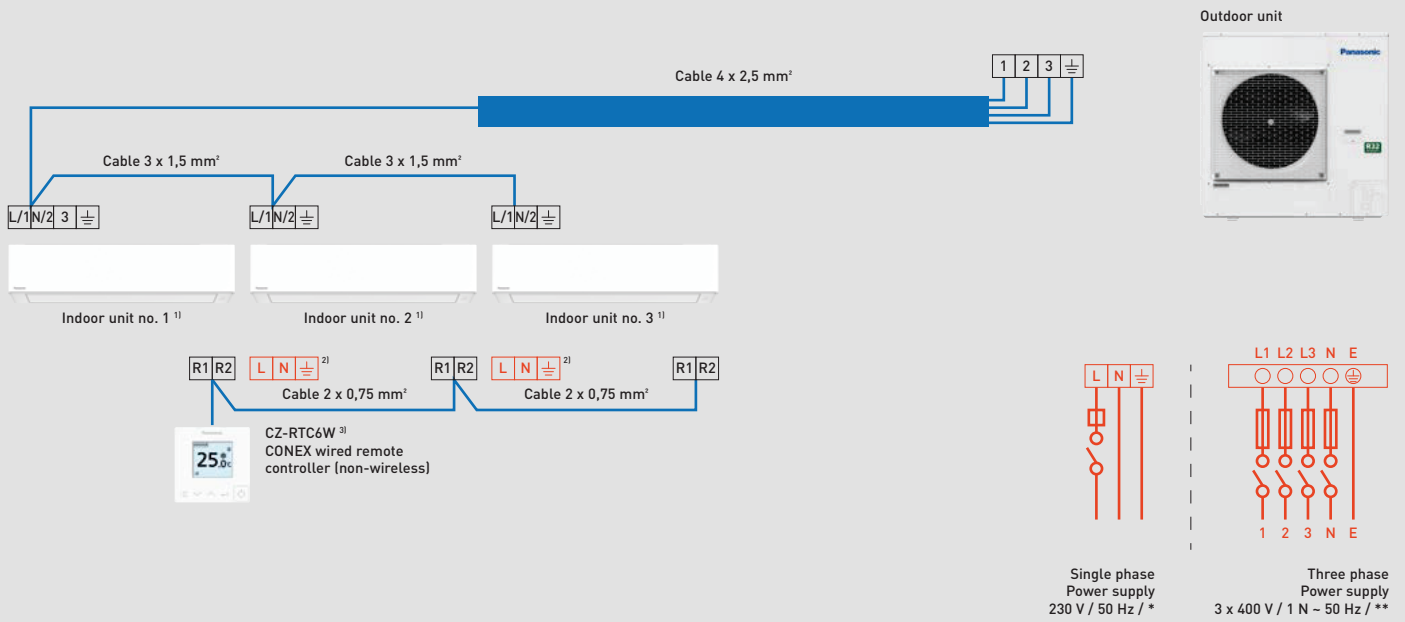
Outdoor unit	Power supply	Circuit breaker*
U-50PZH3E5	220/230/240 V	20 A
U-71PZH4E5		25 A
U-100PZH4E5		35 A
U-125PZH4E5		40 A
U-140PZH4E5		40 A
U-100PZ3E5		35 A
U-125PZ3E5		40 A
U-140PZ3E5		40 A

Three phase

Outdoor unit	Power supply	Circuit breaker**
U-71PZH4E8	380/400/415 V	16 A
U-100PZH4E8		16 A
U-125PZH4E8		16 A
U-140PZH4E8		16 A
U-200PZH4E8		20 A
U-250PZH4E8		30 A
U-100PZ3E8		16 A
U-125PZ3E8		20 A
U-140PZ3E8		20 A

1) Available system combinations vary by indoor unit type. 2) Optional connection of single phase power supply connection to unit no. 2. Please refer to installation instructions for details. 3) Optional infrared remote controller is also possible. Wireless receivers may be required depending on indoor units.

PACi NX triple system.



Single phase

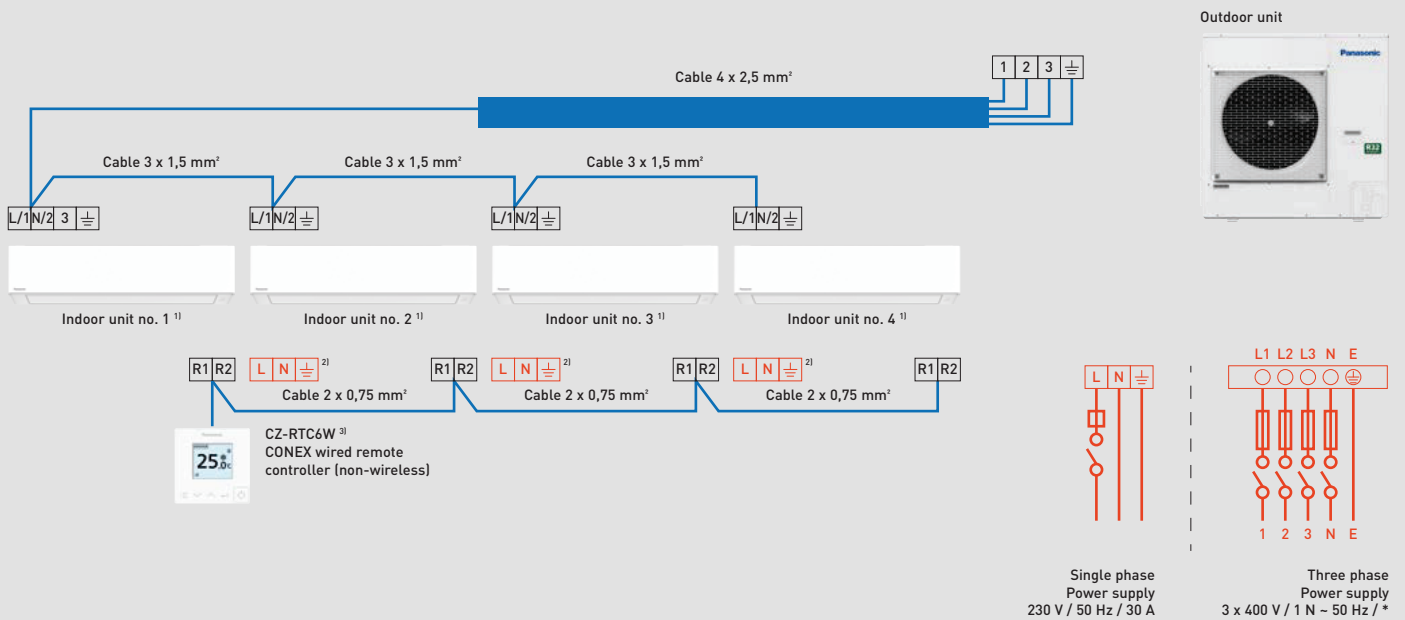
Outdoor unit	Power supply	Circuit breaker*
U-71PZH4E5	220 / 230 / 240 V	25 A
U-100PZH4E5		35 A
U-125PZH4E5		40 A
U-140PZH4E5		40 A

1) Available system combinations vary by indoor unit type. 2) Optional connection of single phase power supply connection to unit no. 2 and unit no. 3. Please refer to installation instructions for details. 3) Optional infrared remote controller is also possible. Wireless receivers may be required depending on indoor units.

Three phase

Outdoor unit	Power supply	Circuit breaker**
U-71PZH4E8	380 / 400 / 415 V	16 A
U-100PZH4E8		16 A
U-125PZH4E8		16 A
U-140PZH4E8		16 A
U-200PZH4E8		20 A
U-250PZH4E8		25 A

PACi NX double-twin system.



Single phase

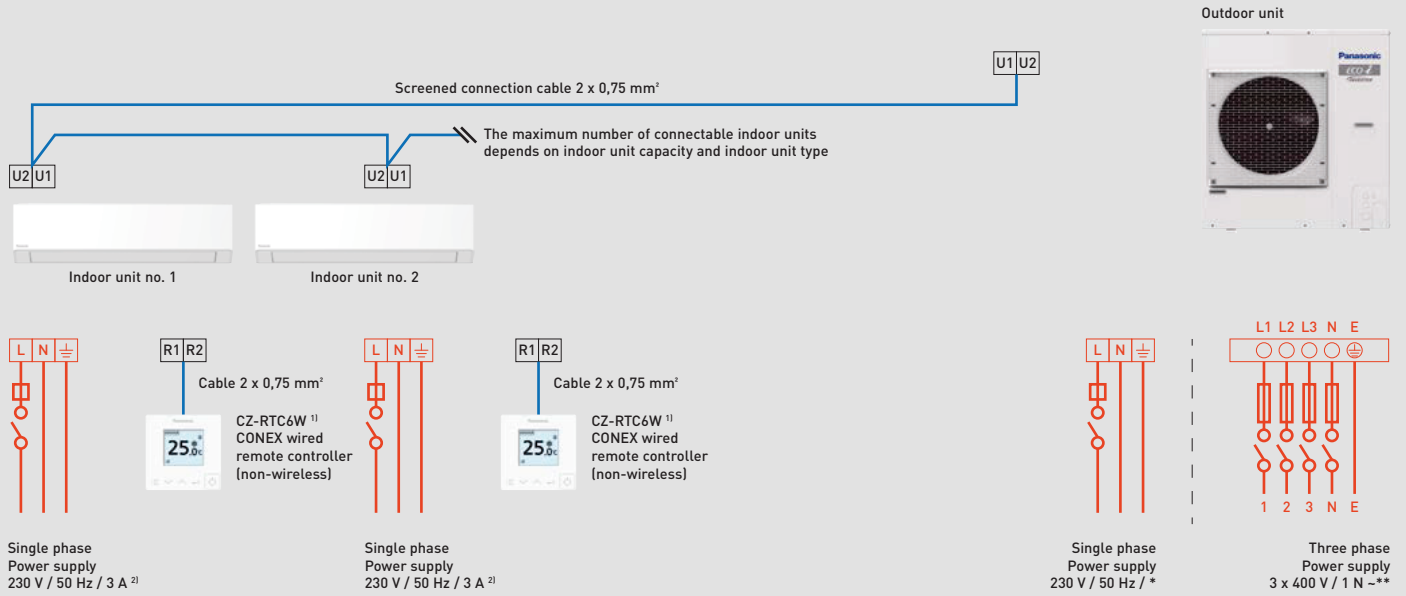
Outdoor unit	Power supply	Circuit breaker
U-100PZH4E5	220 / 230 / 240 V	35 A
U-125PZH4E5		40 A

1) Available system combinations vary by indoor unit type. 2) Optional connection of single phase power supply connection to unit no. 3 and unit no. 4. Please refer to installation instructions for details. 3) Optional infrared remote controller is also possible. Wireless receivers may be required depending on indoor units.

Three phase

Outdoor unit	Power supply	Circuit breaker*
U-100PZH4E8	380 / 400 / 415 V	16 A
U-125PZH4E8		16 A
U-200PZH4E8		20 A
U-250PZH4E8		25 A

Mini ECOi Series.



Single phase

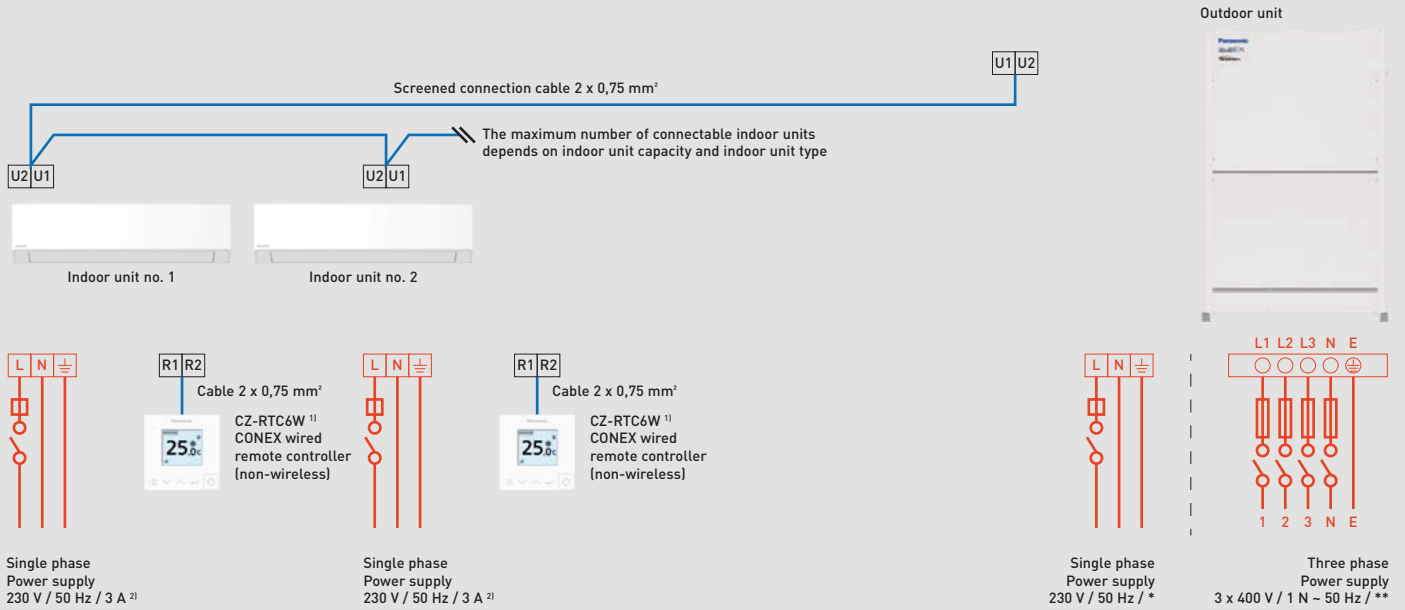
Outdoor unit	Power supply	Circuit breaker*
U-4LZ2E5	220 / 230 / 240 V	20 A
U-5LZ2E5		25 A
U-6LZ2E5		30 A
U-4LE2E5		20 A
U-5LE2E5		25 A
U-6LE2E5		30 A

1) Optional infrared remote controller is also possible. Wireless receivers may be required depending on indoor units.
 2) 10 A for single indoor connection to S-224ME2E5 / S-280ME2E5, in combination with U-8LE1E8 / U-10LE1E8.

Three phase

Outdoor unit	Power supply	Circuit breaker**
U-4LZ2E8	380 / 400 / 415 V	10 A
U-5LZ2E8		16 A
U-6LZ2E8		16 A
U-8LZ2E8		16 A
U-10LZ2E8		20 A
U-4LE2E8		10 A
U-5LE2E8		16 A
U-6LE2E8		16 A
U-8LE1E8		16 A
U-10LE1E8		20 A

ECOi EX and ECO G Series.



ECOi EX Series

2-Pipe		3-Pipe	
Outdoor unit	Power supply	Outdoor unit	Power supply
U-8MZ1E8		U-8MF3E8	
U-10MZ1E8		U-10MF3E8	
U-12MZ1E8		U-12MF3E8	380 / 400 / 415 V
U-8ME2E8		U-14MF3E8	
U-10ME2E8	380 / 400 / 415 V	U-16MF3E8	
U-12ME2E8			
U-14ME2E8			
U-16ME2E8			
U-18ME2E8			
U-20ME2E8			

Circuit breaker**

20 A	16 A
25 A	20 A
25 A	25 A
16 A	40 A
16 A	30 A
20 A	
25 A	
30 A	
40 A	
40 A	

ECO G Series

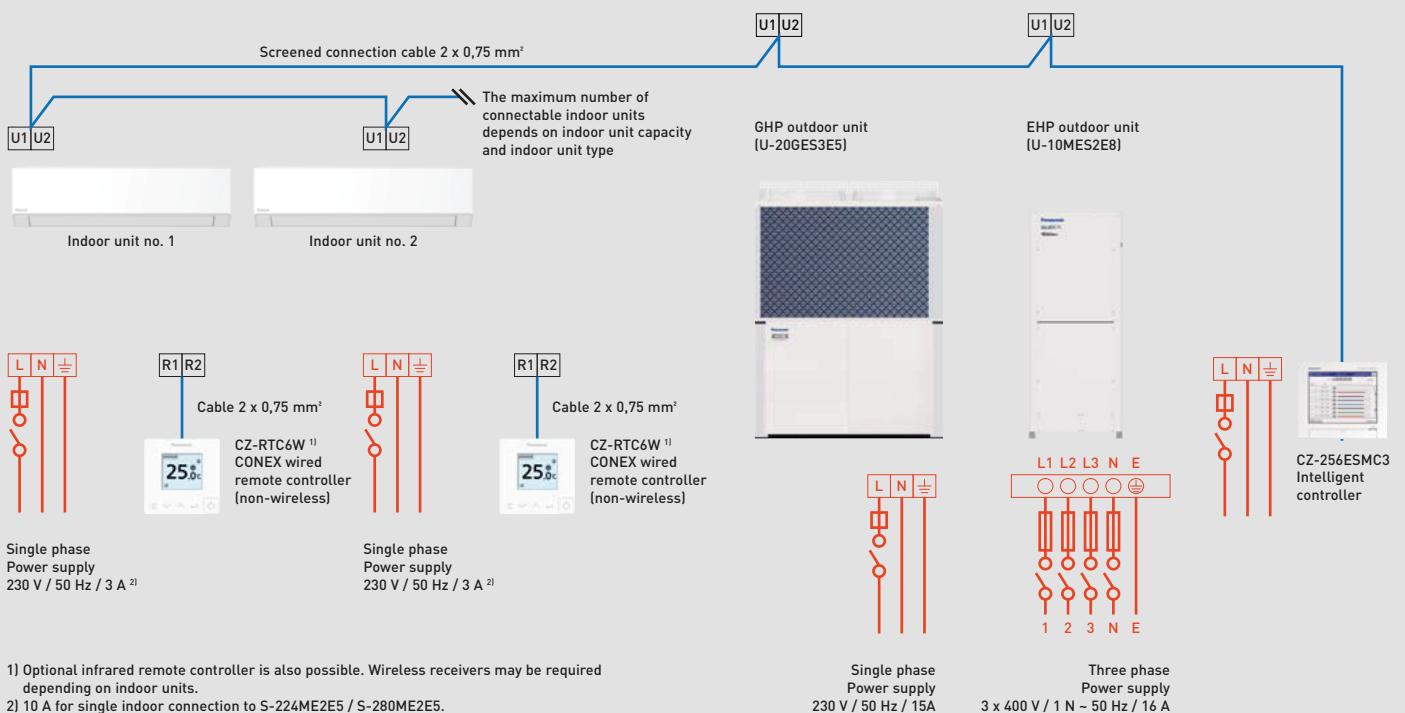
2-Pipe		3-Pipe	
Outdoor unit	Power supply	Outdoor unit	Power supply
U-16GE3E5		U-16GF3E5	
U-20GE3E5	220 / 230 / 240 V	U-20GF3E5	220 / 230 / 240 V
U-25GE3E5		U-25GF3E5	
U-30GE3E5			

Circuit breaker*

16 A	16 A
16 A	16 A
16 A	16 A
16 A	

- 1) Optional infrared remote controller is also possible. Wireless receivers may be required depending on indoor units.
- 2) 10 A for single indoor connection to S-224ME2E5 / S-280ME2E5.

Hybrid GHP/EHP.



- 1) Optional infrared remote controller is also possible. Wireless receivers may be required depending on indoor units.
- 2) 10 A for single indoor connection to S-224ME2E5 / S-280ME2E5.