

A close-up photograph of a woman with long, wavy brown hair, smiling and holding a glass of white wine. She is wearing a black and white striped shirt. The background is blurred, suggesting an indoor setting like a bar or restaurant.

Chill'loop

The flexibility of a split system without the constraints of a refrigeration installation

FRIA
INDUSTRIE

WineSupervisor 3

Your Cellar, Connected

Compatible with all Friax Céos and Vintage
Accessible from all your devices
Web - Smartphone - Tablet



Remote control

Monitor temperature and humidity in real time so you never miss a change in the storage atmosphere of your bottles. Take control remotely and adjust the settings.



Conservation history

The WineSupervisor 3 allows you to keep a complete history of the cellar atmosphere and the operating periods of Friax air conditioners. Insurance and proof of the good conservation of the bottles.



Mapping of your facilities

If you are user or installer in charge of site maintenance, find all your cellars on the map and be informed of their operating status directly on your smartphone screen.



Configurable alarms

Configure and receive real-time alarms to intervene when needed. Keep track of all events in the cellar. Give access to your technician for proper maintenance.

A la carte subscription formulas so that **WineSupervisor 3** and its connected interface can increase the functionality of your Friax

BASIC Formula

Free, included for life with WS3*
-Visualization of T and Hr%** values
-Live alarms

DEGUSTATION Formula

1 year free on commissioning then subscription or switch to BASIC***
-Visualization of T and Hr%** values
-Live alarms
-Expert Mode
-Curves of the different functions
-3 years of history
-Remote control
-Connected lighting
-Connected silent mode
-Maintenance access

API Formula

Subscription or automatic switch to BASIC***
-Visualization of T and Hr%** values
-Live alarms
-Expert mode
-Curves of the different functions
-10 years of history
-Remote control
-Connected lighting
-Connected silent mode
-Maintenance access
-Export of values for complete traceability of bottles over time

Also available in a Modbus version for integration into an existing supervision

Code	Description
KWSP-I	WineSupervisor I Kit - Modbus Version
KWSP-III	WineSupervisor 3 Kit - Connected Version

*Requires the installation of a WineSupervisor 3 box

** For Ceos and Vintage models


*** Annual settlement. If you decide not to renew your subscription, the switch to the free BASIC formula is done automatically, you stay connected!

Chill 'loop is the new concept of split wine cellar conditioner based on chilled water loop technology with endless customizable design options



Wall Mounted H2OX p 18

The Chill 'loop H2OX is plug & play air conditioning that will become the central element of your cellar decor.



Cabinet H2OA p 22

The H2OA Chill 'loop offers ease of installation and the freedom to design the custom cabinetry you imagine.



The wall-mounted **Chill' loop H2OX** offers the flexibility of a split system without the constraints of a refrigeration installation.

Based on **MicroChiller** technology (Chilled water loop), it will transform any isolated room into an ideal wine cellar. Its commissioning only requires the connection of a few quick connectors.

The H2OX water cooler is fixed on the wall to treat the air in the cellar.

Vintage Finish

The Chill 'loop is used to condition a healthy cellar while retaining its humidity to best protect the wine and its bottle. With a Vintage finish as standard, it incorporates heating to limit temperature differences between the different seasons and the **HGR%** humidification system intended for modern cellars that are often too dry.

The use of a KLPWSECU kit will facilitate and secure the connection to the water.

Remote Control RSF2 new generation

This is the simplest solution to take control of your cellar conditioner. With the wireless **RSF2** radio frequency remote control, no more distance problem, the signal passes through walls. You can control your cellar right up to your kitchen. On Vintage models, it displays temperature and humidity. Customization possible.



Customizable

The modern and clean design of this cellar air conditioner can be personalized so that each wine cellar becomes unique. The interchangeable colored front allows endless possibilities. The Chill 'loop H2OX comes standard with a glossy black front.

WineSupervisor

This is the connected solution. Whatever your environment, Friax offers the solution to remain constantly connected to your cellar. Using the **KWSP-I** kit, you connect to the supervision of your home through a Modbus protocol. The KWSP-III solution allows you to obtain all the essential information about the cellar for life using a tablet or smartphone.

Sustainable Design

To participate in the effort to protect our planet, Chill 'loop uses the most modern and energy efficient ventilation technologies.

The charge of refrigerant R290 in the refrigeration circuit reduces the impact of the air conditioner on global warming. The heat transfer fluid to condition your cellar is nothing more than water.



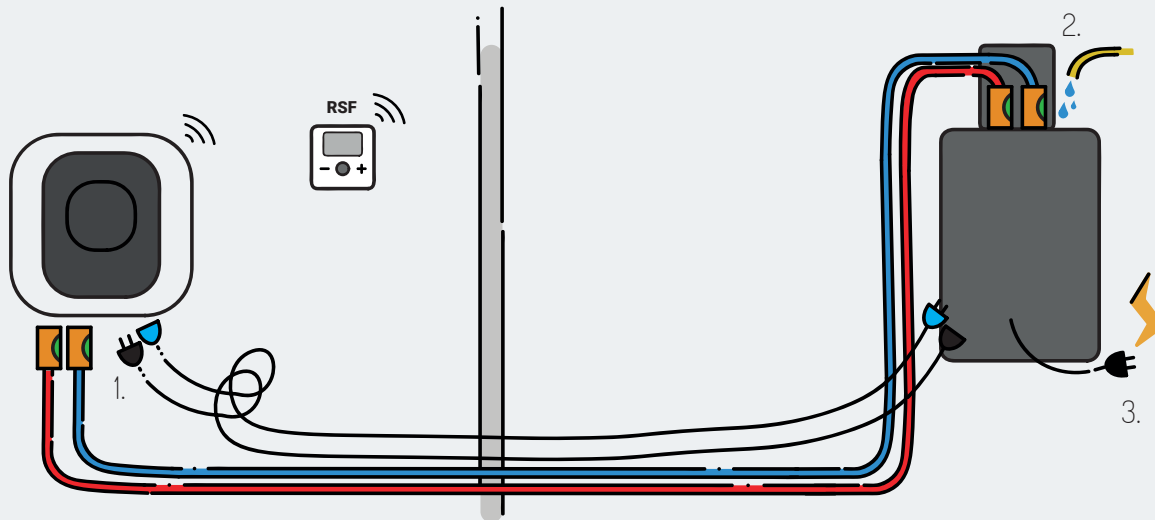
WALL MOUNTED H₂OX

Easy of commissioning and use

Installation, use or maintenance, Chill' loop cellar air conditioners are designed to be accessible to all while maintaining the level of quality of Friax products. No refrigerant handling to be expected.

A Chill' loop consists of :

A water cooler | A condensing unit | A KLCL "lift + pump" kit



All you have to do is place one element in the cellar, the other in a place protected from frost and sheltered from bad weather (garage, crawl space, etc.)

If there is a risk of freezing, the use of GREENFREEZE antifreeze fluid is recommended (see accessories)

1. CONNECTION is done by pulling the insulated flexible tubes and the electrical connections from the KLCL connection kit selected for the cellar. The chilled water circulation pump is included in the kit for optimal power.

Only a cutter is needed to make the hydraulic connections. The electrical part is done using quick connectors.

2. A simple **ADDITION OF WATER*** is necessary to obtain an air-conditioned cellar from 8 to 16 ° C depending on the volume, the insulation and the needs. A few liters in a closed circuit are sufficient.

*The use of demineralized water is recommended

3. After **SWITCHING ON**, it is quick to get started, everything takes place on the remote control to start the device.

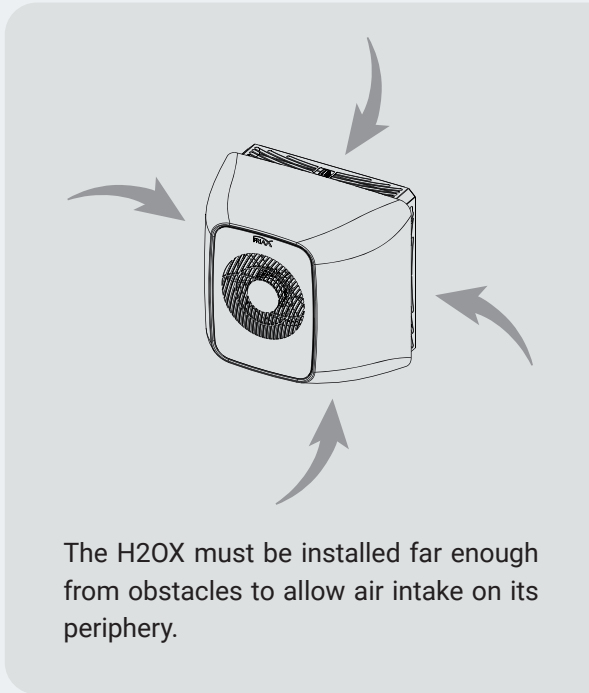
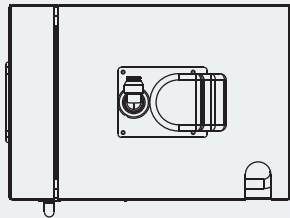
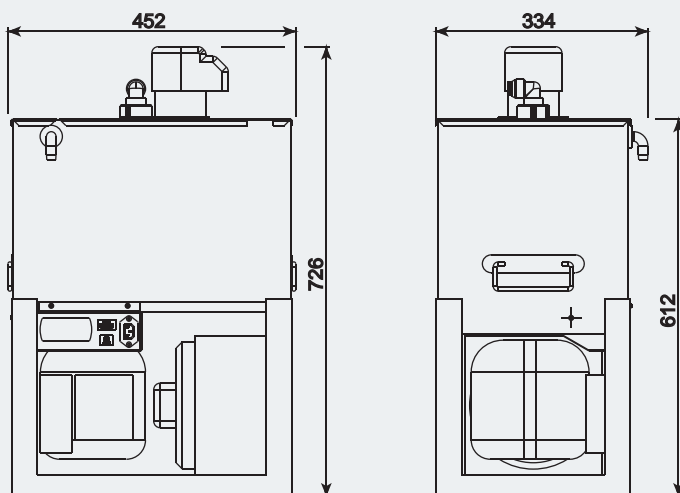
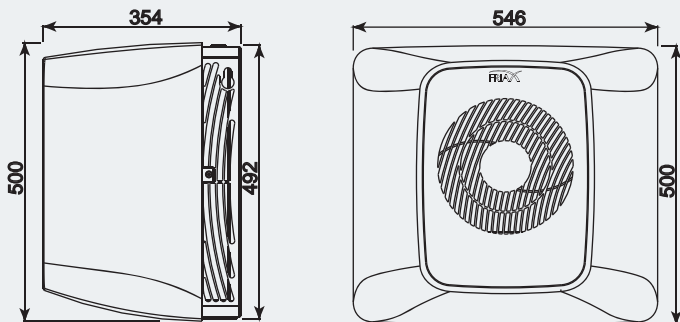


1 Adding a WineSupervisor3 kit allows you to take remote control and monitor proper operation from the internet.

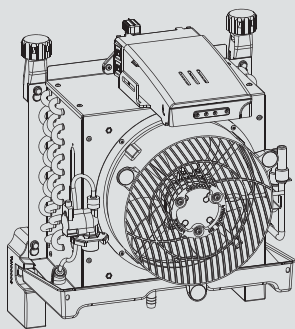


WALL MOUNTED H2OX

Dimensions



Also available in an **integrated version** without bodywork



In its integrable version, the H2OX can be installed directly in prefabricated wooden or concrete cellar elements. A personalized facade will make it possible to forget it!

Consult us for your projects



Quick selection



WARNING

The selections are only indicative and cannot replace a thermal balance that will consider all the parameters related to the cellar.

WALL MOUNTED H₂OX

Technical characteristics










	Chill' loop	50
Cooling capacity, 12°C / 35°C ext.	W	1050
Heating capacity	W	800
Electrical Specifications	Chill' loop	50
Voltage	50Hz	230 V/1+T
Intensity absorbed	A max	3,6
H₂OX water cooler characteristics	H ₂ OX	50
Air flow in the cellar	m ³ /h	440
Body color		White / Black
Fluid		H ₂ O
Weight	kg	18
Condensing unit characteristics	H ₂ OX	50
Water capacity	L	30
Body color		Black
Refrigerant		R290
Empty unit weight	kg	39
Heat rejection	W	1420
Unit air flow	m ³ /h	350
1 - Chill' loop H.OX Vintage	Product Code	CL50_H2OX_VT
2 - Connection kits	Description	Code
4 m	Connection accessories + Circul. pump 1 + Hydraulic and electric connections (length 4 m)	KLCL-4-P1
6 m	Connection accessories + Circul. pump 1 + Hydraulic and electric connections (length 6 m)	KLCL-6-P1
8 m	Connection accessories + Circul. pump 1 + Hydraulic and electric connections (length 8 m)	KLCL-8-P1
10 m	Connection accessories + Circul. pump 2 + Hydraulic and electric connections (length 10 m)	KLCL-10-P2
12 m	Connection accessories + Circul. pump 2 + Hydraulic and electric connections (length 12 m)	KLCL-12-P2
16 m	Connection accessories + Circul. pump 2 + Hydraulic and electric connections (length 16 m)	KLCL-16-P2

KLCL connection kits consist of:

- Two lengths of insulated tube corresponding to the distance between the H₂OX and the group.
- Electrical connections fitted with connectors to be positioned between the group and the refrigeration unit.
- Hydraulic fittings to connect the different elements without tools.
- A chilled water pump sized according to the length of the KLCL connection kit.

Essential!

Customization

Code	Description	Compatibility	Infos
 KFXJ-CEDRE	Cedar Wood color custom front	X	p65
 KFXJ-ROUGE	Lipstick Red color custom front	X	p65
 KFXJ-BLEU	Intense Blue color custom front	X	p65
 KFXJ-GP	Polar Grey color custom front	X	p65
 KFXJ-GLITTER	Black Glitter color custom front	X	p65
 KFXJ-CUIVRE	Brushed Copper color custom front	X	p65
 KFXJ-ARGENT	Brushed Silver color custom front	X	p65
 KFXJ-OV	Vintage Gold color custom front	X	p65
 KCXJ-NOIR	Black Night Matt color custom body	X	p65

Can't find what you are looking for? Ask us for a color or engraving to your image!

Accessories

Code	Description	Compatibility	Infos
		Vintage	
KLPWSECU-XJ	Secure connection kit for H ₂ OX and MPCJ humidifiers	X	p66
KLPR20	20m extension kit for humidifier	X	p66
KPR-X0	Lift pump kit for H ₂ OX0 - H ₂ OX - EVX0 - EVX - MPC0 - MPCJ	X	p66
KLED-XJ	Plug&play LED kit for H ₂ OX - EVX - MPCJ	X	p65
KWSP-I	WineSupervisor I Kit - Modbus version	X	p65
KWSP-III	WineSupervisor III Kit - Connected web version	X	p65
KS2M	Wall mounting kit	X	p67
KGRFR-18-20L	GREENFREEZE -18°C Anti-freeze Fluid for Chill' loop - 20l	X	p66
KNET125	Odorless fungicide bactericide cleaning spray 125 ml for cellar air cond.	X	p66

Chill' loop H2OA is simplicity of installation for custom cabinets. Based on **MicroChiller** technology (chilled water loop), its commissioning only requires the connection of a few quick connectors.

Its new glossy black PMMA bodywork allows it to be visible without harming the aesthetics of the place where it is placed. Installed on a partition, it is also very suitable for small cellars.

Céos **Finish**

The Chill 'loop is used to condition a healthy cellar while retaining its humidity to best protect the wine and its bottle. With a Céos finish as standard, it incorporates the **HGR%** humidification system intended for modern cellars that are often too dry.

The use of a KLPWSECU kit will facilitate and secure the connection to the water.

Remote Control RSF2 new generation

This is the simplest solution to take control of your cellar conditioner. With the wireless **RSF2** radio frequency remote control, no more distance problem, the signal passes through walls. You can control your cellar right up to your kitchen. On Céos models, it displays temperature and humidity.



Customizable

H2OA is offered as standard with a glossy black PMMA body. However, under certain conditions, it can be offered in other materials and other colors. To see in the accessories section.

WineSupervisor

This is the connected solution. Whatever your environment, Friax offers the solution to remain constantly connected to your cellar. Using the **KWSP-I** kit, you connect to the supervision of your home through a Modbus protocol. The KWSP-III solution allows you to obtain all the essential information about the cellar for life using a tablet or smartphone.

Sustainable Design

To participate in the effort to protect our planet, Chill 'loop uses the most modern and energy efficient ventilation technologies.

The charge of refrigerant R290 in the refrigeration circuit reduces the impact of the air conditioner on global warming. The heat transfer fluid to condition your cellar is nothing more than water.



CABINET H₂O A

Easy of commissioning and use

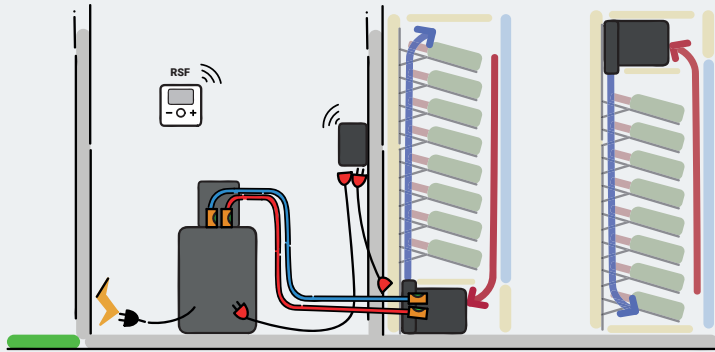
Installation, use or maintenance, Chill'loop cellar air conditioners are designed to be accessible to all while maintaining the level of quality of Friax products. No refrigerant handling to be expected.

UA Chill'loop consists of :

A water cooler | A condensing unit | A KLCL "lift + pump" kit



H2O A for single-temperature cabinet



The H2O A indoor unit is placed in the wine cabinet in a high or low position. The outdoor unit will be placed in a ventilated or sufficiently large place, sheltered from the elements and protected from frost (garage, crawl space, etc.)

1. The **CONNECTION** is made by pulling the insulated flexible tubes and the electrical connections of the KLCL connection kit selected for the cellar. The chilled water circulation pump is included in the kit for optimal power. Only a cutter is needed to make the hydraulic connections. The electrical part is done using quick connectors.

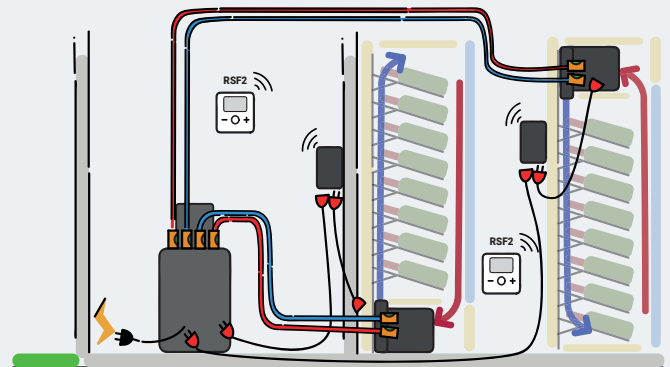
2. A simple **ADDITION** of water* is necessary to obtain an air-conditioned cellar of 8 to 16°C depending on the volume, insulation and needs. A few liters in a closed circuit are sufficient.

*The use of demineralized water is recommended.

In case of risk of frost, use Green-Freeze antifreeze fluid (See accessories)

3. After **SWITCHING ON**, getting started is quick, everything is done on the remote control to start the device.

H2O A for dual-temperature cabinet



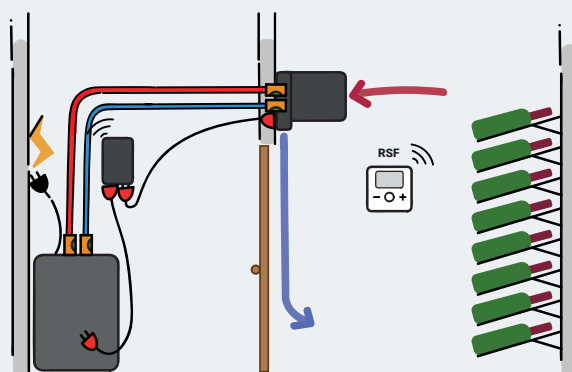
The 2 H2O A indoor units are installed in one or two wine cabinets in a high or low position to regulate a temperature each. The outdoor unit equipped with its two pumps will be placed in a ventilated or sufficiently large place, sheltered from bad weather and protected from frost (garage, crawl space, etc.)

H2O A for small volume cellar

Chill'loop 50 H2O A Céos fitted with the KPM-EVA2 wall mounting kit is easily fixed to a wall to allow air conditioning and humidification of small-volume cellars.

Plan to add a *KPM-EVA-HINOIR* covering kit to close the underside of the refrigerator.

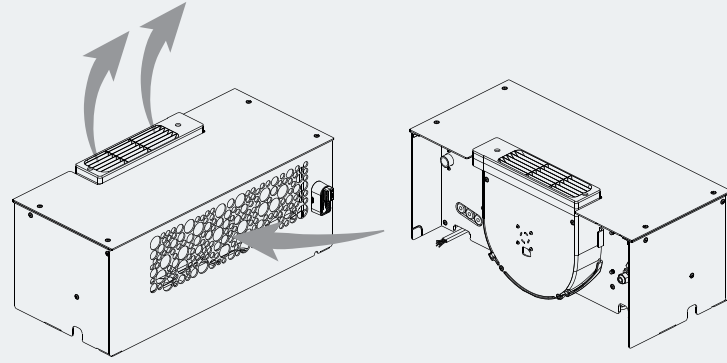
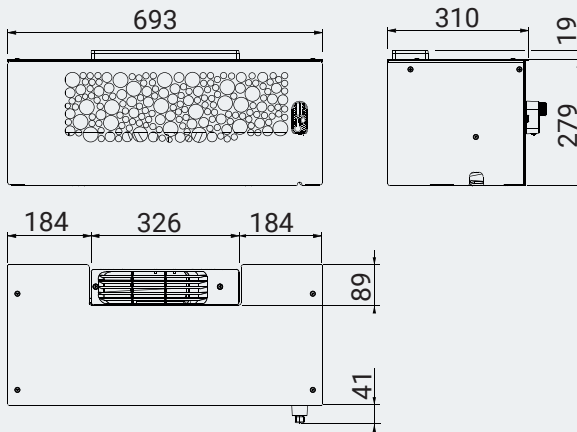
The group will stay in a room sufficiently ventilated to avoid overheating the environment.



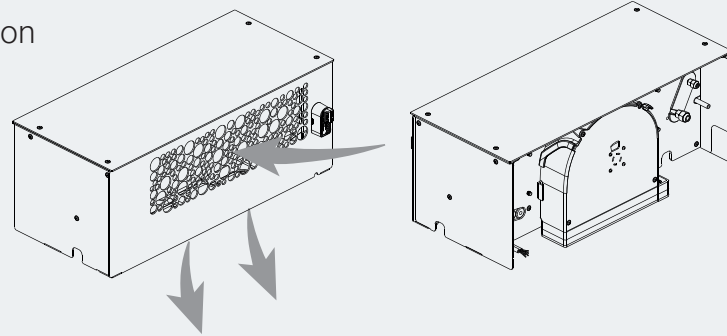
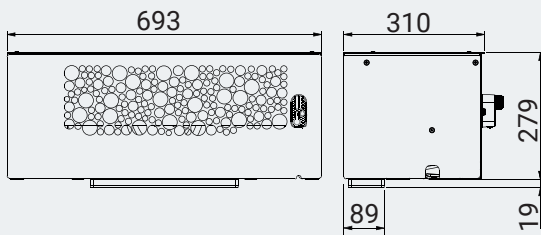
CABINET H20A

Dimensions

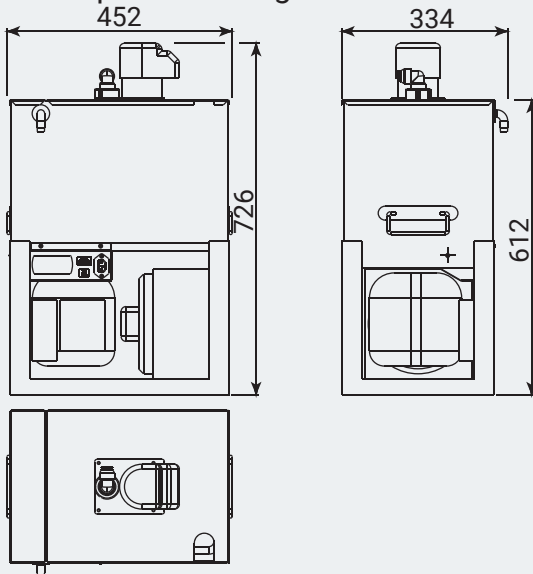
Water Cooler | Blowing air up configuration



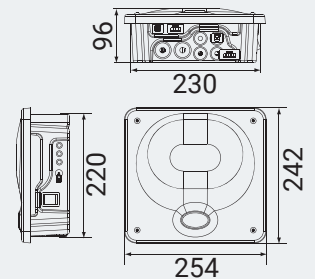
Water Cooler | Blowing air down configuration



Chill' loop Condensing Unit




Connection box



Quick selection

CHILL LOOP for custom wine cabinet



12°C
32°C ext.
* Wall, floor and ceiling insulation
30 mm Polyurethane + 20 mm Wood
4x12x4 anti-UV double glazing
Thermal break joinery

H20A

CHILL' LOOP for wine cellar



12°C
35°C ext.
* Wall and ceiling insulation between
60 and 80 mm of Polyurethane

H20X H20A

WARNING

The selections are only indicative and cannot replace a thermal balance that will consider all the parameters related to the cellar.

CABINET H₂O_A

Technical characteristics

	Chill' loop	50	50 Dual-temperature
Maximum cellar volume <small>See quick selection table</small>		50	50
Cooling capacity. 12°C / 35°C ext.	W	1050	1050
Heating capacity	W	-	-
Humidificateur HGR%	Céos	Yes	Oui
Electrical Specifications	Chill' loop	50	50
Voltage	50Hz	230 V/1+T	230 V/1+T
Intensity absorbed	A max	3,6	3,6
H₂OX water cooler characteristics	H ₂ O _A	50	2 x 50H ₂ OACS
Air flow in the cellar	m ³ /h	370	2 x 370
Body color		Glossy black	Glossy black
Fluid		H ₂ O	H ₂ O
Weight	kg	9	2 x 9
Condensing unit characteristics	H ₂ O _A	50	CL50T
Water capacity	L	30	30
Body color		Black	Noir
Refrigerant		R290	R290
Empty unit weight	kg	39	39
Heat rejection	W	1420	1420
Unit air flow	m ³ /h	350	350
1 - Chill' loop H.OA Céos	<i>Item code</i>	CL50_H2O_A_CS	CL50_2H2O_A_CS
2 - Kits de liaison	<i>Item code</i>		
	<i>Description</i>		
4 m	Connection accessories + Circul. pump 1 + Hydraulic and electric connections (length 4 m)		KLCL-4-P1
6 m	Connection accessories + Circul. pump 1 + Hydraulic and electric connections (length 6 m)		KLCL-6-P1
8 m	Connection accessories + Circul. pump 1 + Hydraulic and electric connections (length 8 m)		KLCL-8-P1
10 m	Connection accessories + Circul. pump 2 + Hydraulic and electric connections (length 10 m)		KLCL-10-P2
12 m	Connection accessories + Circul. pump 2 + Hydraulic and electric connections (length 12 m)		KLCL-12-P2
16 m	Connection accessories + Circul. pump 2 + Hydraulic and electric connections (length 16 m)		KLCL-16-P2






KLCL connection kits consist of:

- Two lengths of insulated tube corresponding to the distance between the H₂OX and the group.
- Electrical connections fitted with connectors to be positioned between the group and the refrigeration unit.
- Hydraulic fittings to connect the different elements without tools.
- A chilled water pump sized according to the length of the KLCL connection kit.

For the dual-temperature version:
- provide 2 connection kits.
- The lengths of each kit may be different.

Essential!


Customization

Code	Description		
 KCEVA-CUIVRE	Added value Bodywork PMMA EVA/H2OA Brushed copper for 1 unit	X	p65
 KCEVA-ARGENT	Added value PMMA EVA/H2OA bodywork Brushed silver for 1 unit	X	p65
 KCEVA-GLITTER	Added value PMMA EVA/H2OA bodywork Glittery black for 1 unit	X	p65
 KCEVA-OV	Added value PMMA EVA/H2OA bodywork Vintage gold glitter for 1 unit	X	p65
 KCEVA-AGN	Added value painted aluminum bodywork EVA/H2OA Anodic Gray Natura for 1 unit	X	p65


Can't find what you are looking for? Ask us for a color or engraving to your image!

Accessories

Code	Description	Compatibility	Infos
		Chill'loop H2OA	
KLPWSECU	Secure connection kit for humidifiers	X	p66
KLPR20	20m extension kit for humidifier	X	p66
KPM-EVA2	Wall mounting kit for EVA2 and H2OA	X	p67
KPM-EVA2-HINOIR	Lower casing for EVA2 and H2OA wall mounting	X	p67
KPR-EVAH2OA	Lift pump kit for EVA2 and H2OA	X	p66
KWSP-I	WineSupervisor I Kit - Modbus version	X	p65
KWSP-III	WineSupervisor III Kit - Connected version	X	p65
KS2M	Wall mounting kit for Chill'Loop group	X	p67
KGRFR-18-20L	GREENFREEZE -18°C Anti-freeze Fluid for Chill' loop - 20l	X	p66
KNET125	Odorless fungicide bactericide cleaning spray 125 ml for cellar air cond.	X	p66



1 Adding a WineSupervisor3 kit allows you to take remote control and monitor proper operation from the internet.





YOUR DISTRIBUTOR

RANGE 20 years

Cover photo

Cave Le Mas les Eydins by Alexandra and Christophe Bacquié - 84 Bonnieux - France

VisioRack cellar storage by Friax

SPC 82 EVA Vintage air conditioner

231 / 233 Rue de la Prairie
73420 Voglans – FRANCE

www.friax.fr

+33 (0)4 79 34 91 84
info@friax.fr