

AlfaBlue



AlfaBlue BX

Benefits

- Heavy duty design with high corrosion resistance
- Reduced refrigerant charge
- High performance turbo fins
- Excellent sound characteristics, suitable for residential applications
- Reliable performance
- Easy installation & maintenance
- Energy efficient: low total cost of ownership
- Two-year product guarantee
- Easy access to additional on-line product information (QR code)

General information & application

The AlfaBlue series is a wide range of heavy-duty air cooled gas coolers for air conditioning and refrigeration applications designed for the use of CO₂ as a single refrigerant. AlfaBlue gas coolers are available for both horizontal and vertical installation. Available both in single or dual fan row.

Refrigerant CO₂

Finned coil

The coil design based on small diameter tubes and turbo aluminium fins provides excellent heat transfer at minimal refrigerant charge. Circuiting design is fully optimized to the thermodynamic properties of CO₂. Available fin spacings: 2,1 and 1,8 mm (only for BX*95). 2,5 mm available as optional.

Construction

Frame construction provides high rigidity for protection against vibration and thermal expansion. Casing and frame made of corrosion resistant pre-galvanized steel, epoxy coated white RAL 9003 on both sides. Separated fan sections.

Fan motors

High efficiency AC or EC fan motors, available in different fan diameters (800, 910, 950 & 1000 mm) and noise levels, power supply 400/50/3. Motors with external rotor, protection class IP54 according to DIN 40050. Integrated thermo contacts provide reliable protection against thermal overload.

Options

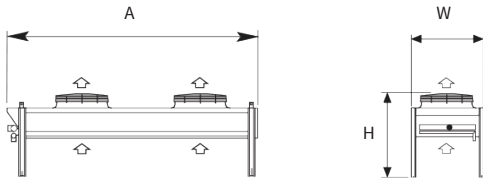
- Coil protection
 - Aluplus (AP): magnesium-aluminium alloy coated with a special paint treatment to give strong protection and resistance to corrosion.
 - Cu fins.
- Spray water kit (KW).
- Vibration dampers (VD).
- EC fan motors (EC).
- Whisperer (WH).
- Mounting feet for horizontal installation 1,000 mm (F10).
- Electrical accessories:
 - Isolator switch (SW).
 - Motors wired to the junction box (CB).
 - Basic switchboard, with fuse protection (ESB).
 - Switchboard with one automatic switch for each fan (ECCB).



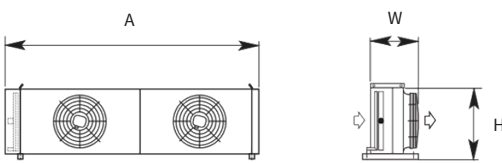
AlfaBlue BX

Air-cooled gas coolers

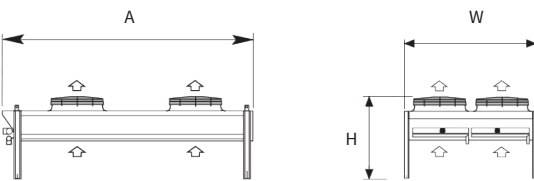
Horizontal installation - single fan row



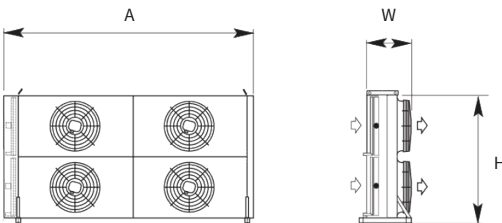
Vertical installation - single fan row



Horizontal installation - dual fan row



Vertical installation - dual fan row



Design pressure

Design pressure 130 bar. Each heat exchanger is leak tested with dry air and finally supplied with a nitrogen pre-charge.

Selection

Selection and pricing is to be performed with our air heat exchanger selection software Plair. Selection output includes all relevant technical data and dimensional drawings.

Certifications

The Alfa LU-VE quality system is in accordance with ISO 9001. All products are manufactured according to PED regulations.

model	mm	single fan row					dual fan row			
		1	2	3	4	5	4	6	8	10
BXS8 H	A	2090	3690	5290	6890	8490	3690	5290	6890	8490
	W	1284	1284	1284	1284	1284	2384	2384	2384	2384
	H	1600	1600	1600	1600	1600	1600	1600	1600	1600
BXS8 V	A	2090	3690	5290	6890	8490	3690	5290	6890	-
	W	800	800	800	800	800	800	800	800	-
	H	1210	1210	1210	1210	1210	2310	2310	2310	-
BXE8 H BXE9 H BXE95 H	A*	2623	4756	6889	9022	-	4756	6889	9022	-
	W	1284	1284	1284	1284	-	2384	2384	2384	-
	H	1600	1600	1600	1600	-	1600	1600	1600	-
BXE8 V BXE9 V BXE95 V	A*	2623	4756	6889	9022	-	4756	6889	9022	-
	W	800	800	800	800	-	800	800	800	-
	H	1210	1210	1210	1210	-	2310	2310	2310	-
BXX9 H BXX10 H BXX95 H	A	2623	4756	6889	9022	-	4756	6889	9022	-
	W	1509	1509	1509	1509	-	2834	2834	2834	-
	H	1600	1600	1600	1600	-	1600	1600	1600	-
BXX9 V BXX10 V BXX95 V	A	2623	4756	6889	9022	-	4756	6889	9022	-
	W	800	800	800	800	-	800	800	800	-
	H	1435	1435	1435	1435	-	2760	2760	2760	-

*+ 270 mm for models with opposite side connections



Code description

BX E 8 S 7242 - 5 - 36 N2 H (2 x 4)

- AlfaBlue gas cooler BX
- Coil module size (E=standard, S=short, X=XL)
- Fan diameter (8=800 mm, 9=910 mm, 95=950 mm, 10=1000 mm)
- Noise level (F-N=normal, S-X-T=quiet, U-R=residential)
- Model code
- Tube rows
- No. of circuits per header
- No. of headers
- Installation (H=horizontal, V=vertical)
- No. of rows
- No. of fans per row

31423674EN-02

Alfa LU-VE is a trademark registered and owned by LU-VE Group. Alfa LU-VE reserves the right to change specifications without prior notification.

